


# Local Fund Audit



**Coimbatore District**

## **Tamil Nadu Irrigated Agriculture Modernisation Project, TNAU, Coimbatore**

***2024-2025 Year of  
Audit Report***

**To,**

Director, Tamil Nadu Irrigated Agriculture Modernisation Project, TNAU,  
Coimbatore  
Tamil Nadu Irrigated Agriculture Modernisation Project  
TNAU  
Coimbatore

**Subject: Audit Report for the Financial Year 2024-2025**

**1. Introduction**

This report is issued in connection with the annual accounts of **Tamil Nadu Irrigated Agriculture Modernisation Project, TNAU, Coimbatore** for the Financial Year **2024-2025**.

We have examined the accompanying financial statements, which include:

- The Annual Accounts Statement for the financial years ended 31/03/2025 as well as Records/Registers and work plan as per CAMS.

**2. Management's Responsibility**

The Management of the **Tamil Nadu Irrigated Agriculture Modernisation Project, TNAU, Coimbatore** is solely responsible for the preparation and presentation of the Statement. This responsibility includes:

- Maintaining all necessary accounting records and supporting documents.
- Designing, implementing, and maintaining internal controls relevant to the accurate preparation of the Statement.
- Ensuring that the information provided to the auditors complies fully with the statutory requirements of the relevant Act, Rules, Manuals and Govt Orders prescribed in this regard.
- Making accounting estimates that are reasonable in the circumstances.

**3. Auditor's Responsibility**

As required by the relevant Rules and Manuals, our responsibility is to conduct an

independent examination and provide reasonable assurance on the following matters:

- Whether the annual accounts are maintained in the prescribed manner so as to give a true and fair view of the affairs of the institution audited.
- Whether the Assets and Liability figures arrived are true and fair.

We audited the accounts of the auditee institution in accordance with the source of authority of audit as well as the prescribed manuals and standards and in compliance with the orders and circulars issued by the Government / Director General Audit.

## **5. Opinion**

Unqualified Opinion

## **6. Intended Use**

This certificate is issued solely for the use of the auditee institution concerned for the specific purpose as per the source of authority of audit. The auditee institution shall take necessary remedial action at the earliest to rectify the defects pointed out, if any, in this report and shall place the audit report before the Board / Council / Governing Body etc., and also file necessary action taken report on this audit report with the Head of Department / Government / Legislative Assembly as per the Act and/or Rules concerned.

### **Team Head**

R SARAVANAN

(Inspector)

### **Team Members**

1. S SHIFANA

(Deputy Inspector)

Date: 09/10/2025

# **PART - I**

## **AUDIT CERTIFICATE**

### **Unqualified Opinion**

In our opinion and to the best of our information and according to the explanations given to us, except for the effects of the matter described in the Basis for Qualified Opinion section (given below), the aforesaid annual accounts including the receipts and payments and schedule of accounts, balance sheet etc give the information required in the manner so required and give a **true and fair view** in conformity with the for the year ended on 31/03/2025.

## GIST OF AUDIT OBJECTIONS

S.No	Para No	Details of Observation	Amount
1	0001	Verification and examination of vouchers of contingencies - TN -IAM PROJECT-2024-2025 - INCOME TAX AMOUNT NOT DEDUCTED FROM THE CONTRACTOR/COMPANY- NO PAN DETAILS PROVIDED IN BILL-20% INOCME TAX TO BE DEDUCTED-LOSS OF AMOUNT Rs.9800/- NEEDS RECOVERY	9,800
2	0002	Bank Reconciliation Statement - BANK INTEREST RECEIVED ON BANK BALANCES NEEDS TO BE REMITTED TO GOVERNMENT OF TAMILNADU - Rs.15.96 Lakhs	0
3	0003	Annual Accounts Defects Schemes - Expenditure master Register -Non maintained- Defects regarding:-	0
4	0004	Bank Reconciliation Statement - CERTIFICATE OF AGREEMENT OF BALANCES	0
5	0005	Bank Reconciliation Statement - 1. CERTIFICATE OF AGREEMENT OF BALANCES - SUB-BASIN WISE	0
6	0006	Budget - ACCOUNTS of Rs.16380636/- GRANT REMAIN UNUTILISED NEEDS EXPLANATION	1,63,80,636
7	0007	Verification and examination of vouchers of contingencies - TN IAM PROJECT 2024-2025- PARAVANAR SUB BASIN PHASE-III&IV- AMOUNT SANCTIONED AS PER GOVERNMENT ORDER FOR CULTIVATION PURPOSES-54% HAS BEEN SPENT TO PROCURE SEEDS ,FERTILIZERS AND GIVEN FOR FREE VIA MODEL VILLAGE PROGRAMS- THE VERY PURPOSE GETS DILUTED-NEEDS EXPLANATION-DEFECTS	0

<b>S.No</b>	<b>Para No</b>	<b>Details of Observation</b>	<b>Amount</b>
8	0008	Defects in annual account - SUB BASIN-EXPENDITURE FOR ALL PHASES	0
9	0009	Budget - Tamil Nadu Irrigated Agriculture Modernization Project(TN-IAMP)- Masteer register of Sub basin wise amount disbursement register not maintained-defects regarding:	0
10	0010	Annual Accounts Defects Schemes - TN-IAMP - Register of closed sub basin details not maintain in this office- defects regarding:	0
11	0011	Facts observed over purchases of Books and Magazines - Money value forms register-Not maintained-Defects-Regarding:-	0
12	0012	Advances - Registers- Advance Register not maintained properly- Defects regarding:-	0
13	0013	Advances - Register- 5% of Bank Gurantee register not maintained-Defects regarding:-	0
14	0014	Defects found out on Scrutiny of Free Transfer Bills - Expenditure- TN-IAMP - Phase I,II,III&IV - Closing of scheme- Rs. 49,22,874/- Free transfer stocks and purchase made in sub basins in all above phase - stock not transferred to Director office & Nodal Officer Coimbatore-defects regarding:	49,22,874
15	0015	Advances - 5% of Bank Gurantee REFUND - 5% of Bank Gurantee REGISTER NOT MAINTAINED -- DEFECTS - Rs.25,99,922/-	25,99,922
16	0016	Bank Reconciliation Statement - DETAILS OF RECEIPTS AND CHARGES	0

<b>S.No</b>	<b>Para No</b>	<b>Details of Observation</b>	<b>Amount</b>
17	0017	Verification and examination of vouchers of contingencies - TN-IAM PROJECT-MODEL VILLAGE ACTIVITIES-PARAVANAR SUB BASIN-PHASE III-HUGE AMOUNT UNSPENT UNTILL THE END OF THE YEAR-NEEDS EXPLANATION	0
<b>Total Amount Involved</b>			<b>2,39,13,232</b>

**Audit report of the Annual Account of Tamil Nadu Irrigated  
Agriculture Modernisation Project, TNAU, Coimbatore for  
Financial Year 2024-2025**

**1) Name of the Auditors** : **Team Head**  
R SARAVANAN  
(Inspector)

**Team Members**  
1. S SHIFANA  
(Deputy Inspector)

**2) Period of Audit Conducted** : 11-08-2025 to 18-09-2025

**3) Officials of the Institution:**

<b>S.No</b>	<b>Name &amp; Designation</b>	<b>Service Period</b>
1	Dr S Pazhanivelan , Director and Nodal Officer	01-04-2024 to 31-03-2025
2	Dr A P Sivamurugan , Associate Professor (Procurement Officer)	01-04-2024 to 31-03-2025
3	Dr K S Vijaiselvaraj , Associate Professor (Nodal Officer for sub basin)	01-04-2024 to 31-03-2025
4	Dr K Arivukarasu , Assistant Professor	01-04-2024 to 31-03-2025
5	Dr M Vaithiyalingam , Professor and Nodal officer for sub basin	01-04-2024 to 31-03-2025
6	Dr T Saravanan , Associate Professor	01-04-2024 to 31-03-2025
7	Dr R Baskaran , Professor	01-04-2024 to 31-03-2025

<b>S.No</b>	<b>Name &amp; Designation</b>	<b>Service Period</b>
8	Dr C Harisudhan , Associate Professor	01-04-2024 to 31-03-2025
9	Dr A.Thirumurugan , Professor	01-04-2024 to 31-03-2025
10	Dr.M.Paramasivam , Assistant Professor	01-04-2024 to 31-03-2025

#### **4) AUTHORITY OF AUDIT**

U/s 2 , U/s 12 and Schedule appended in Tamilnadu Local Fund Audit Act, 2014, Audit of Local Bodies, Local Fund Institutions are entrusted to Department of Local Fund Audit.

#### **5) A Brief introduction about Auditee Institution**

**Centre for Water and Geospatial Studies (CWGS)** at Tamil Nadu Agricultural University (TNAU) is one among the three such centres in the country which was established during 1982 to cater to the needs of the Southern region in relation to research, extension and teaching. It plays a key role in making an assessment of the available resources of water and economic utilization for maximizing agricultural production with suitable on-farm water management practices developed for different situations.

- 

**Water Resource Management:**

- 

Development of sustainable strategies for efficient use of water in agriculture.

- 

Studies on water conservation and watershed management.

- 

Research on irrigation efficiency and groundwater recharge.

- 

**Geospatial Applications:**

- 

Utilization of GIS (Geographical Information Systems), remote sensing, and related tools for precision agriculture.

- 

Mapping and monitoring of land and water resources.

- 

Developing geospatial models to predict agricultural and environmental outcomes.

- 

**Research and Innovation:**

- 

Investigating the impacts of climate change on water resources.

- 

Promoting the use of innovative technologies for drought management and disaster preparedness.

- 

**Capacity Building:**

- 

Providing training to students, researchers, and professionals in geospatial tools and techniques.

- 

Enhancing knowledge on integrated water resource management (IWRM).

## **6) Accounts and general informations**

### **Accounts Maintained and its details and Reconciliation**

The institution maintains the following bank accounts for various operational and

scheme-related purposes. The account details along with the status of reconciliation up to the audit period are furnished below

S.No	Name of Scheme / Purpose	Bank Name	Branch	Bank Account Number	Account Type	Cash book OB (1)	Receipts (2)	Total (3) (1+2)	Expenditure (4)	CB as per Cashbook (5) (3 - 4)	Unrealized Cheques Add (6)	Dishonoured Cheque Less (7)	CB as per Passbook (8) (5+6-7)
1	TN-IAMP-CELL	SBI	TNAU	37217720215	Savings Account	2022 2157	63675330	83897487	63192469	20705018	6141685	2059	26844644
2	Lower Palar	SBI	Poigai	37253463343		3038 5	17993	48378	48378	0	0	0	0
3	Nagariyar	SBI	Tiruvarur	37227993509		0	0	0	0	0	0	0	0
4	Lower Vellar	SBI	Virudhachalam	37260139328		0	0	0	0	0	0	0	0
5	Krishnagiri to Pambar	PGB	Krishnagiri	10030996475		125	1	126	126	0	0	0	0
6	Sathaiyar	SBI	Madurai agri.college	37255162275		431	6	437	437	0	0	0	0
7	Sirumalaiyar	SBI	Madurai agri.college	37221515256		0	0	0	0	0	0	0	0
8	Varaghanadhi	SBI	Periyakulam	37247128585		0	0	0	0	0	0	0	0
9	Kousiganadhi	SBI	Aruppukottai	37227748116		1630 38	2614	165652	165259	393	0	0	393
10	Gadananadhi	SBI	Ambasamudram	37266474135		0	0	0	0	0	0	0	0
11	Manjalar	SBI	Gullapuram	37226631551	Savings Account	0	0	0	0	0	0	0	0
12	Suruliyar	SBI	Periyakulam	37248230393	Savings Account	1657 31	2517	168248	168248	0	0	0	0
13	Lower Tamirabharani	SBI	Tirunelveli ADB	37218068721	Savings Account	8507 18	13750	864468	864468	0	0	0	0
14	Lower Vaigai	SBI	Barthi nagar	37226444685	Savings Account	0	1356	1356	1356	0	0	0	0
15	CDZ - Thanjavur	IB	Marriyamman temple	6569717256	Savings Account	0	0	0	0	0	0	0	0
16	CDZ - Tiruvarur	SBI	Needamangalam	37215029423	Savings Account	0	0	0	0	0	0	0	0
17	CDZ - Nagapattinam	IOB	Avaniapuram	30001000016510	Savings Account	3331 83	2840	336023	336023	0	0	0	0
18	Ponnaniyar	IOB	Kothakottai	330201000003009	Savings Account	0	0	0	0	0	0	0	0
19	Lower Bhavani	SBI	Bhavanisagar	37218119825	Savings Account	0	0	0	0	0	0	0	0
20	IT - (Geo-tagging)	SBI	TNAU	37223841776	Savings Account	0	128	128	0	128	0	0	128
21	IT - (DEMIC)	SBI	TNAU	37276891259	Savings Account	1112	208	1320	1320	0	0	0	0
22	IT - (M.Velanmai)	SBI	TNAU	37256859897	Savings Account	7304 1	645	73686	73686	0	0	0	0
23	Lower Pennaiyar	SBI	Tindivanam	38870620512	Savings Account	1262 621	20841	1283462	1283462	0	0	0	0
24	Nandhiyar	SBI	Tiruvarur	38899625304	Savings Account	6483 7	483	65320	65320	0	0	0	0
25	Pambar	TNGB	Krishnagiri	10092726199	Savings Account	1844 00	1084	185484	185484	0	0	0	0
26	Vaniyar	SBI	Papparpatti	38879782327	Savings Account	2803 3	357	28390	28390	0	0	0	0
27	Agaramaru	SBI	Poigai	38862119913	Savings Account	6417 9	1144	65323	65323	0	0	0	0
28	Aliyar	SBI	Tiruvannamalai town	38862266980	Savings Account	1049 72	2000	106972	106972	0	0	0	0
29	LC - Aduthurai	IB	Aduthurai	6818777394	Savings Account	9202 6	383	92409	92409	0	0	0	0
30	LC-Vridhachalam	SBI	Vridhachalam	38870564850	Savings Account	872	333	1205	1205	0	0	0	0
31	MetturNoyyal	IOB	Oppanakara street	209301000009659	Savings Account	2644 2	1953	28395	28395	0	0	0	0
32	Thirumanimuthar	SBI	mallur	38906421894	Savings Account	8470 5	2124	86829	86829	0	0	0	0
33	Karaiyottanar	SBI	Sirugamani	38869444017	Savings Account	4525 3	270	45523	45523	0	0	0	0
34	Aiyyar	SBI	Pettavaithalai	38864175749	Savings Account	2935 54	4078	297632	297632	0	0	0	0

35	Nandhiyar - Kulaiyar	SBI	Lalgudi	38899625304	Savings Account	33541	169	33710	33541	169	0	0	169
36	Pachaiyar	SBI	Tirunelveli ADB	38866538894	Savings Account	318022	5140	323162	323162	0	0	0	0
37	Chittar	SBI	Ambasamudram	38870137873	Savings Account	46424	567	46991	46991	0	0	0	0
38	Uppar	SBI	Madurai agri.college	38872970065	Savings Account	414482	1570	416052	416052	0	0	0	0
39	Cheyar	SBI	Tiruvannamalai town	39996172343	Savings Account	147023	1330394	1477417	1269923	207494	336238	0	543732
40	Chinnar	SBI	Papparpatti	40013868849	Savings Account	251756	1056	252812	252812	0	0	0	0
41	Gummidipoondi	SBI	Tiruvarur	40006788451	Savings Account	28467	213	28680	28680	0	0	0	0
42	Manimukthanadhi	SBI	Vridhachalam	39996929133	Savings Account	291102	2104	293206	293206	0	0	0	0
43	Musukundanadhi	SBI	Tiruvannamalai town	39995057604	Savings Account	375239	5430	380669	380669	0	0	0	0
44	Paravanar	IOB	Naduveerapatti	28001000029619	Savings Account	32968	830752	863720	472418	391302	144896	0	536198
45	Vegavathy	SBI	Poigai	40005075064	Savings Account	24464	665931	690395	570074	120321	135283	0	255604
46	Marudaiyaru	IOB	Avaniapuram	30001000017824	Savings Account	1277255	10947	1288202	1288202	0	0	0	0
47	Nambiyar	SBI	Thirupathisaram	40006336403	Savings Account	331433	2741	334174	334174	0	0	0	0
48	Nandhiyar - Kulaiyar	SBI	Lalgudi	41361647735	Savings Account	3779	0	3779	3779	0	0	0	0
49	Ponnai	SBI	Poigai	41392807261	Savings Account	75255	1285	76540	76540	0	0	0	0
50	Sathaiyar	SBI	Madurai agri.college	41411424666	Savings Account	60141	1492	61633	61633	0	0	0	0
51	Therkkar	SBI	Aruppukottai	41434003616	Savings Account	358034	1888	359922	359922	0	0	0	0
52	Aliyar	SBI	TNAU BRANCH	41561741525	Savings Account	82498	2907	85405	0	85405	0	301	85104
53	Thurinjalur	IOB	Tiruvannamalai town	31144866566	Savings Account	6351	473	6824	6824	0	0	0	0
54	Lower Vaigai	SBI	Barthi nagar	41394760852	Savings Account	328421	1545	329966	329966	0	0	0	0
55	Lower Vellar	SBI	Virudhachalam	41398528453	Savings Account	149874	1352924	1502798	1283171	219627	845396	0	1065023
56	CDZ-Thanjavar	SBI	Marriyamman temple	41360735949	Savings Account	361295	2170	363465	363465	0	0	0	0
57	CDZ-Tiruvarur	SBI	Needamangalam	41339670545	Savings Account	0	17	17	0	17	0	0	17
58	CDZ-Nagapattinam	SBI	Avaniapuram	41735743898	Savings Account	10106	418	10524	10524	0	0	0	0

## &) Filing Status

### a) TDS Filed Details

Financial Year	Section	Period	Remittance on time	Returns Filed Before the Due date
2024-2025	24Q	Q1	Yes	Yes
2024-2025	24Q	Q2	Yes	Yes

<b>Financial Year</b>	<b>Section</b>	<b>Period</b>	<b>Remittance on time</b>	<b>Returns Filed Before the Due date</b>
2024-2025	24Q	Q3	Yes	Yes
2024-2025	24Q	Q4	Yes	Yes
2024-2025	26Q	Q1	Yes	Yes
2024-2025	26Q	Q2	Yes	Yes
2024-2025	26Q	Q3	Yes	Yes
2024-2025	26Q	Q4	Yes	Yes

**b) Issues in IT filing**

Not applicable

**c) GST Return filed details(GSTR-3B)**

**Financial Year - 2024 -2025**

<b>Period</b>	<b>Whether remittance on time</b>	<b>Filed before due date</b>
Q1	Yes	Yes
Q2	Yes	Yes
Q3	Yes	Yes
Q4	Yes	Yes

**d)Labour welfare fund(LWF)**

<b>S.No</b>	<b>Details</b>	<b>Remarks</b>
1	Whether 1% LWF on estimation deducted from vendor payments	Yes

S.No	Details	Remarks
2	If 'No' whether is shortfall in deduction (including planning permission if any)	
3	Whether 1% LWF collected been remitted to the TNCWWB (including planning permission if any)	Yes
4	If 'No' what is the shortfall in remittance	

**e)Legal compliances**

Not applicable

**f)Financial Review**

Not applicable

# **PART - II**

## **Serious Irregularities**

## 1) Verification and examination of vouchers of contingencies

TN -IAM PROJECT-2024-2025 - INCOME TAX AMOUNT NOT DEDUCTED FROM THE CONTRACTOR/COMPANY- NO PAN DETAILS PROVIDED IN BILL-20% INOCME TAX TO BE DEDUCTED-LOSS OF AMOUNT Rs.9800/- NEEDS RECOVERY

**TN -IAM PROJECT-2024-2025 - INCOME TAX AMOUNT NOT DEDUCTED FROM THE CONTRACTOR/COMPANY- NO PAN DETAILS PROVIDED IN BILL-20% INOCME TAX TO BE DEDUCTED-LOSS OF AMOUNT Rs.9800/- NEEDS RECOVERY**

**Voucher no:329/31.03.2025**

**Amount:Rs.49000/-**

Upon verification of the above voucher specified,it was noticed that an amount of Rs.49000/- has been paid via cheque to M/S.Bharathi Arts,Coimbatore for the watershed model painting charges carried out by the **CENTER FOR WATER AND GEOSPATIAL STUDIES,TNAU**.

While verifying the bill it was noticed that ,there was no Pan number provided by the firm. As per **INCOME TAX ACT 1961 Sec.194C & Letter No ; 10/CIT I - TD/2009 -10** ,in any Contract work if the Contractor has not given his Pancard Details in invoice (TDS WITHOUT PAN) ,it is mandatory to deduct IT at the rate of 20%.

Hence the amount of  $49000 \times 20\% = \text{Rs.9800/-}$  has to be collected from the concerned firm and the same should be remitted to the income tax department and the fact may be intimated to audit.

## 2) Bank Reconciliation Statement

BANK INTEREST RECEIVED ON BANK BALANCES NEEDS TO BE REMITTED TO GOVERNMENT OF TAMILNADU - Rs.15.96 Lakhs

### BANK INTEREST RECEIVED ON BANK BALANCES NEEDS TO BE REMITTED TO GOVERNMENT OF TAMILNADU - Rs.15.96 Lakhs

As on 31.03.2025, a sum of Rs. 1596282.70 has been realized as bank interest on the bank accounts of the TN-IAMP Cell and Sub basins.

The accrued interest which remains in the bank accounts of the Project, as per the details given below, may be remitted to the Government funds and the fact intimated to audit.

2 (a) Abstract of interest accrued from beginning of scheme till date			
TNIAMP Cell A/C SBI, TNAU Branch 37217720215			
Year	Quarter	Interest accrued (Rs.)	Rs.
2024-25	June 24	150112.00	
	September 24	153620.00	
	December 24	266630.00	
	March 25	170952.00	741314.00
	Sub Basins Interest Accrued as per Accounts	854968.70	854968.70
<b>Grand Total</b>			<b>1596282.7</b>



### 3) Annual Accounts Defects Schemes

Expenditure master Register -Non maintained-Defects regarding:-

#### **Expenditure master Register -Non maintained-Defects regarding:-**

In TNAU, TN-IAMP ,2024-25 audit, it was observed that, Expenditure master register not maintained in this office.

Due to non-maintain of this expenditure master register, the details of expenditure in this office, head wise, monthwise, monthwise cumulative expenditure, and the balance of the particular head and if any excess expenditure and if any other deviated expenditure cannot known and ascertained in audit. So, the expenditure master register should be maintained and produced to audit, from the scheme commencement to still the audit period.

Hence, take the necessary steps to rectify the above defects, and the fact to intimate to audit.

## **PART - II**

### **Non Serious Irregularitie**

#### 4) Bank Reconciliation Statement

##### CERTIFICATE OF AGREEMENT OF BALANCES

##### CERTIFICATE OF AGREEMENT OF BALANCES

The Opening Balance as per cash book was in agreement with the closing balance of the previous year. The closing balance as per cash book as on 31.03.2025 as given below was in agreement with the closing balance as shown in the annual accounts for the year 2024-25 and also with the closing balance as per bank scroll as on 31.03.2025 is subject to the reconciliation struck below.

Sl No.	Account Name	Opening Balance as per Cash book on 01.04.2024	Receipt (Rs.)	Total (Rs.)	Expenditure (Rs.)	Closing balance As per cash book as on 31.03.2025 (Rs.)	Remarks
1.	TN-IAMP CELL	20222157.08	59704916.2	79927073.28	59222054.98	<b>20705018.30</b>	

Sl. No.	Name of the Account	Bank Name and Account No.	closing Bal. as per Cash book as on 31.03.2025	Cheques issued but Uncashed	Receipts accounted in pass book but not in Cash book	Receipts Accounted in Cashbook but not in Pass book	Payments entered in passbook but not accounted in cash book	Closing Balance as per Bank Pass book as on 31.03.2025
				ADD		LESS		
1.	TN-IAMP	SBI A/C NO:37217720215	<b>20705018.30</b>	<b>6141685.00</b>	<b>0</b>	<b>169.00</b>	<b>1889.50</b>	<b>26844644.80</b>

<b>Sl.No.</b>	<b>Cheque No. / Date</b>	<b>Amount</b>	<b>DATE OF ENCASHMENT</b>
<b>1</b>	014467/14.03.2025	10220	02/04/2025
	014481/25.03.2025	866787	03/04/2025
<b>2</b>	014485/27.03.2025	3068	05/04/2025
<b>3</b>	014487/27.03.2025	87360	25/04/2025
<b>4</b>	014488/29.03.2025	862868	03/04/2025
<b>5</b>	014489/29.03.2025	685619	03/04/2025
<b>6</b>	014490/29.03.2025	10391	03/04/2025
<b>7</b>	014491/29.03.2025	329498	07/04/2025
<b>8</b>	014492/29.03.2025	5681	03/04/2025
<b>9</b>	014493/29.03.2025	281336	04/04/2025
<b>10</b>	014494/29.03.2025	5115	03/04/2025
<b>11</b>	014495/29.03.2025	682719	03/04/2025
<b>12</b>	014496/29.03.2025	11173	03/04/2025
<b>13</b>	014497/29.03.2025	95600	07/05/2025

<b>14</b>	014498/29.03.2025	3750	08/05/2025
<b>15</b>	014499/29.03.2025	25000	07/04/2025
<b>16</b>	014500/29.03.2025	464580	21/04/2025
<b>17</b>	014501/29.03.2025	8010	22/04/2025
<b>18</b>	014502/29.03.2025	8985	19/04/2025
<b>19</b>	014503/29.03.2025	4350	16/04/2025
<b>20</b>	014504/29.03.2025	19411	15/04/2025
<b>21</b>	014505/29.03.2025	4950	10/04/2025
<b>22</b>	014506/29.03.2025	19765	15/04/2025
<b>23</b>	014507/29.03.2025	48970	21/04/2025
<b>24</b>	014508/29.03.2025	12663	11/04/2025
<b>25</b>	014509/29.03.2025	1816	22/04/2025
<b>26</b>	014510/31.03.2025	590652	18/04/2025
<b>27</b>	014511/31.03.2025	10185	22/04/2025
<b>28</b>	014512/31.03.2025	1729	22/04/2025
<b>29</b>	014513/31.03.2025	393768	18/04/2025
<b>30</b>	014514/31.03.2025	6790	22/04/2025
<b>31</b>	014515/31.03.2025	49000	28/04/2025
<b>32</b>	014516/31.03.2025	145832	30/04/2025
<b>33</b>	014517/31.03.2025	382923	27/05/2025
<b>34</b>	014518/31.03.2025	1121	26/05/2025

	<b>Total</b>	6141685	
	<b>Annexure 2</b>		
Receipts accounted in the pass book but not in cash book			
Sl.No.			
1		0	
	<b>Total</b>	0.00	
	<b>Annexure 3</b>		
	Receipts accounted in the cash book but not accounted in pass book		
Sl.No.	Date of Entry and Ch.No	Amount	
1		169.00	
	<b>Total</b>	<b>169.00</b>	
	<b>Annexure 4</b>		
Payments entered in the bank accounts but not accounted in the cash book			
<b>Sl.No.</b>	<b>Date of Entry (Direct debit)</b>	<b>Amount</b>	

1	01.03.2023	1376.00	
2		248.00	
3	11.03.2025	265.50	
	<b>Total</b>	<b>1889.50</b>	

## 5) Bank Reconciliation Statement

### 1. CERTIFICATE OF AGREEMENT OF BALANCES - SUB-BASIN WISE

The closing balances as per cash books of the following sub basins as on 31.03.2025 were in agreement with the closing balances shown in the project financial statements for the year 2024-25 and also with the closing balances shown in the respective statements as on 31.03.2025 subject to the reconciliation shown below:

<b>PHASE I</b>					
<b>Sl. No.</b>	<b>Name of the sub-basin</b>	<b>CB as per Cash book as on 31.03.2025</b>	<b>Add items</b>	<b>Less items</b>	<b>CB as per Pass book as on 31.03.2025</b>
1	Lower Palar	0.00	0.00	0.00	0.00
2	Nagariyar	0.00	0.00	0.00	0.00
3	Lower Vellar	0.00	0.00	0.00	0.00
4	Krishnagiri to Pambar	0.00	0.00	0.00	0.00
5	Sathaiyar	0.00	0.00	0.00	0.00
6	Sirumalaiyar	0.00	0.00	0.00	0.00
7	Varaganadhi	0.00	0.00	0.00	0.00
8	Kousiganadhi	393.00	0.00	0.00	393.00
9	Gadananadhi	0.00	0.00	0.00	0.00
10	Manjalar	0.00	0.00	0.00	0.00
11	Suruliyar	0.00	0.00	0.00	0.00
12	Lower Tamiraparani	0.00	0.00	0.00	0.00
13	Lower Vaigai	0.00	0.00	0.00	0.00

14	CDZ-Thanjavur	0.00	0.00	0.00	0.00
15	CDZ-Tiruvarur	0.00	0.00	0.00	0.00
16	CDZ-Nagapattinam	0.00	0.00	0.00	0.00
17	Ponnanaiyar	00	0.00	0.00	00
18	Lower Bhavani	0.00	0.00	0.00	0.00
19	IT based activities (Gio - Tagging)	0.00	0.00	0.00	0.00
20	IT based activities (DEMIC)	128.00	0.00	0.00	128.00
21	IT based activities (M-Velanmai)	0.00	0.00	0.00	0.00
22	TN-IAMP Cell	20705018.30	6141685.00	2058.50	26844644.80
<b>Total</b>		<b>20705539.3</b>	<b>6141685.00</b>	<b>2058.5</b>	<b>26845165.8</b>





**PHASE II**

<b>Sl. No.</b>	<b>Name of the sub-basin</b>	<b>CB as per Cash book as on 31.03.2025</b>	<b>Add items</b>	<b>Less items</b>	<b>CB as per Pass book as on 31.03.2025</b>
1	Lower Pennaiyar	0.00	0.00	0.00	0.00
2	Nandhiyar	0.00	0.00	0.00	0.00
3	Pambar	0.00	0.00	0.00	0.00
4	Vaniyar	0.00	0.00	0.00	0.00
5	Agaramaru	0.00	0.00	0.00	0.00
6	Aliyar	0.00	0.00	0.00	0.00
7	LC - Aduthurai	0.00	0.00	0.00	0.00
8	LC-Vridhachalam	0.00	0.00	0.00	0.00
9	Mettur Noyyal	0.00	0.00	0.00	0.00
10	Thirumanimuthar	0.00	0.00	0.00	0.00
11	Karaipottanar	0.00	0.00	0.00	0.00
12	Aiyyar	0.00	0.00	0.00	0.00
13	Nandhiyar - Kulaiyar	169.00	0.00	0.00	169.00
14	Pachaiyar	0.00	0.00	0.00	0.00
15	Chittar	0.00	0.00	0.00	0.00
16	Uppar	0.00	0.00	0.00	0.00

<b>Total</b>	<b>169</b>	<b>0.00</b>	<b>0.00</b>	<b>169</b>
--------------	------------	-------------	-------------	------------

<b>PHASE III</b>					
<b>Sl. No.</b>	<b>Name of the sub-basin</b>	<b>CB as per Cash book as on 31.03.2025</b>	<b>Add items</b>	<b>Less items</b>	<b>CB as per Pass book as on 31.03.2025</b>
1	Cheyyar	207494.00	336238	0.00	543732.00
2	Chinnar	0.00	0.00	0.00	0.00
3	Gummidipoondi	0.00	0.00	0.00	0.00
4	Manimukthanadhi	0.00	0.00	0.00	0.00
5	Musukundanadhi	0.00	0.00	0.00	0.00
6	Paravanar	391302.00	144896	0.00	536198.00
7	Vegavathy	120321.00	135283	0.00	255604.00
8	Marudaiyaru	0.00	0.00	0.00	0.00
9	Nambiyar	0.00	0.00	0.00	0.00
<b>Total</b>		<b>719117</b>	<b>616417</b>	<b>0.0</b>	<b>1335534</b>

**PHASE IV**

<b>Sl. No.</b>	<b>Name of the sub-basin</b>	<b>CB as per Cash book as on 31.03.2025</b>	<b>Add items</b>	<b>Less items</b>	<b>CB as per Pass book as on 31.03.2025</b>
1	Nandhiyar - Kulaiyar	0.00	0.00	0.00	0.00
2	Ponnai	0.00	0.00	0.00	0.00
3	Sathaiyar	0.00	0.00	0.00	0.00
4	Therkkar	0.00	0.00	0.00	0.00
5	Aliyar	85405	0.00	300.90	85104.10
6	Thurinjar	0.00	0.00	0.00	0.00
7	Lower Vaigai	0.00	0.00	0.00	0.00
8	Lower Vellar	219627.10	845396	0.00	1065023.10
9	CDZ-Thanjavur	0.00	0.00	0.00	0.00
10	CDZ-Tiruvarur	17.00	0.00	0.00	17.00
11	CDZ-Nagapattinam	0.00	0.00	0.00	0.00
<b>Total</b>		<b>305049.1</b>	<b>845396</b>	<b>300.9</b>	<b>1150144.2</b>

<b>Phase</b>	<b>CB as per Cash book as on 31.03.2025</b>	<b>Add items</b>	<b>Less items</b>	<b>CB as per Pass book as on 31.03.2025</b>
<b>Phase -I</b>	20705539.3	6141685.00	2058.5	26845165.8

<b>Phase -II</b>	169	0.00	0.00	169
<b>Phase - III</b>	719117	616417	0.0	1335534
<b>Phase - IV</b>	305049.1	845396	300.9	1150144.2
<b>Total</b>	<b>21729874.4</b>	<b>7603498</b>	<b>2359.4</b>	<b>29331013</b>





## **2. TERMS OF REFERENCE**

**I.** The TN IAM Project covers a period of seven years span from 01.04.2017 to 31.03.2025. The scheme purports to improve irrigation service delivery and productivity of irrigated agriculture with effective integrated water resources management in river basins / sub basin frame work in Tamil Nadu. This is to be achieved through

1. Investments for modernizing irrigation infrastructure
2. Reorienting and strengthening institutions and instruments required for integrated  
Effective water resources management in the state

## **II. Project Components**

<b><u>Component A</u></b>	<b><u>Irrigation and Water Management</u></b>
Sub-component A.1	Institutional strengthening and Capacity building for water management
Sub-component A.2	Irrigation systems Modernization
Sub-component A.3	Participatory Irrigation Management
Sub-component A.4	Convergence for improved service delivery
<b><u>Component B</u></b>	<b><u>Agriculture Productivity enhancement, diversification, improved livelihoods, marketing and value addition</u></b>
Sub-component B.1	Agriculture intensification and diversification
Sub-component B.2	Improving alternative livelihood sources through livestock and inland fisheries
Sub-component B.3	Agriculture marketing , value addition and post - harvest management

<b><u>Component C</u></b>	<b>Project management support</b>
<b><u>Component D</u></b>	<b>Contingency Emergency Response</b>

### **III. The Role of TNAU**

The project involves eight Line Departments of Tamil Nadu Government and the TNAU is pivotal in execution of the tasks planned under component B.

At present the World Bank finalized the cost estimate of TNAU component as Rs.87.46 crores. The TNAU has embarked upon the implementation under an MOU signed with the Tamil Nadu State Government. Implementation by TNAU was initiated during 2017-18 in 16 sub-basins under Phase I. Under Phase-II, during 2019-20, 15 sub-basins, under Phase III, during 2021-22, 9 sub-basins and Under Phase IV, during 2022-23, 11 sub-basins were added. , 2023 -24 and during 2024-25 no new sub basins were added.

#### **The proposed components of TNAU's activities are summed up as follows:**

- Productivity enhancement of rice in sub basin (GM -SRI, SRI/AWDI)
- Rice Fallow Pulses
- Pulse Seed Production Programme: Production of TFL Seeds under farmers participatory approach to produce quality pulse seeds
- Promotion of sustainable Sugarcane Initiative (SSI) in sub basin under precision farming approach.
- Production of Vegetable under Precision farming mode by adopting of IPM concept.
- Production of Banana under Precision farming mode by adopting of IPM concept.
- Improving productivity of Toor Dhal (Red Gram) under precision farming

techniques including IPM approach

- Introduction of new technologies in fruit crops by demonstrating TNAU High density planting with drip fertigation in Mango/Pomegranate etc.,
- Formation of Pulse Commodity Group and federated to FPO
- Promotion of Pesticide Free Vegetable

#### **IV. Project Financing**

The funding pattern of the project is as follows:

World Bank : 70%

Government of Tamil Nadu : 30%

##### **ii) Reimbursement on a quarterly basis**

In case of TNAU, funds transferred will be considered as an advance and only the actual expenditure reported by the TNAU will be considered as expenditure. The Government of Tamil Nadu would finance 30% of the expenditure incurred.

**Amount in Rs**

<b>Expenditure up to 31.03.2025</b>	<b>Reimbursement to be claimed (70%)</b>
Rs. 45193744	Rs.31635621





### **3. SOURCES AND USAGE OF FUND**

The sources and usage of fund under the project for the year 2024-25 are detailed below.

#### **TNAU - TNIAMP Grant Received G.O. Details upto 2024-2025**

<b>Sl. No</b>	<b>G.O. No.</b>	<b>Amount Sanction (Rs. In Lakhs)</b>	<b>Remarks</b>
1	G.O.(Ms.) No.231 Agriculture (WD2) Department Dt. 13.09.2017	985.51	Phase I - I <sup>st</sup> year Grant
2	G.O.(Ms.) No.142 Agriculture (WD2) Department Dt. 12.07.2019	949.32	Phase I - II <sup>nd</sup> year Grant
3	G.O.(Ms.) No.228 Agriculture (WD2) Department Dt. 30.09.2019	403.35	Phase II - I <sup>st</sup> year - <b>1<sup>st</sup> Instalment</b>
4	G.O.(Ms.) No.161 Agriculture (WD2) Department Dt.29.07.2020	743.27	Phase I - III <sup>rd</sup> Year
5	G.O.(Ms.) No.218 Agriculture (WD2) Department Dt.15.09.2020	665.67	Phase II - II <sup>nd</sup> year Grant
6	G.O.(Ms.) No.311 Agriculture (WD2) Department Dt.24.12.2020	108.00	Phase I - Model Village
7	G.O.(Ms.) No.216 Agriculture and Farmers Welfare (WD2) Department, Dt.30.11.2021	198.33	Phase III - First Year
8	G.O.(Ms.) No.218 Agriculture and Farmers Welfare (WD2) Department, Dt.30.11.2021	1289.57	Phase I - IV <sup>th</sup> Year and Phase II - III <sup>rd</sup> Year
9	G.O.(Ms.) No.52 Agriculture and Farmers Welfare (WD2) Department, Dt.01.03.2022	403.35	Phase II - 1 <sup>st</sup> year - <b>II<sup>nd</sup> Installment</b>
10	G.O.(Ms.) No.197 Agriculture (WD2) Department Dt.26.08.2022	46.00	Phase II - Model Village

11	G.O.(Ms.) No.212 Agriculture and Farmers Welfare (WD2) Department,Dt.06.09.2022	820.58	Phase IV - Ist Year
12	G.O.(Ms.) No.238 Agriculture and Farmers Welfare (WD2) Department,Dt.29.09.2022	1070.42	Phase I - V <sup>th</sup> Year, Phase II - IV <sup>th</sup> Year and Phase III - II <sup>nd</sup> Year
13	G.O.(Ms.) No.200 Agriculture and Farmers Welfare (WD2) Department,Dt.05.09.2023	816.63	Phase I - VI <sup>th</sup> Year, Phase II - V <sup>th</sup> Year, Phase III - III <sup>nd</sup> Year and Phase IV - II <sup>nd</sup> Year
14	G.O.(Ms.) No.15 Agriculture and Farmers Welfare(WD1) Department,Dt.10.01.2024	14.00	Phase III - Model Village
15	Proc.No. MDPU/File No: MDPU/F-12/2024/dated:25.03.2024	20.00	International Conference 1 <sup>st</sup> installment
16	G.O.(Ms) No.193 Agriculture and Farmers Welfare(WD2) Department, Dt:30.08.2024	200.00	Phase III, IV year and Phase IV, IIIyear
17	G.O.(Ms) NO.233 Agriculture and Farmers Welfare(WD1) Department,Dt:01.10.2024	32.00	Phase IV Model Village
18	G.O.(Ms) NO.147 Agriculture and Farmers Welfare(WD2) Department,Dt:16.07.2024	77.38	Horticulture cornal
19	G.O.(Ms) NO.102 Agriculture and Farmers Welfare (WD2) Department,Dt:24.05.2024	25.27	Horticulture cornal
20	G.O.(D)NO.1 Water Resources (WR1) Department,Dt:02.01.2025	28.00	International Conference 2 <sup>nd</sup> installment
21	G.O.(Ms) NO.42 Agriculture and Farmers Welfare (WD2) Department,Dt:21.02.2025	140.00	HO's Training
<b>Total</b>		<b>9036.65</b>	

ii. Usage of Fund

Expenditure during 2024-25 : Rs.451.93Lakh

Head Wise Expenditure Details

Sl. No.	Details	Expenditure during 2024-25 (Amount in Rupees)
1	Management Cost	3975693.00
2	Input	3883714.00
3	IEC (Information, Education and Communication) & Capacity Building	7767186.00
4	Drip	3622306.00
5	Institutional Charge	0
6	New Proposal	0
7	Cornell	7148362.00
8	Horticulture Cornell	9913187.00
9	Model Village Ph-III	945391.00
10	Model Village Ph-IV	2887956.00
11	International Conference	4800000.00
12	Horticulture Officers Training	249949.00

Total	45193744.00
-------	-------------





### iii. Sources and usage of Funds - Sub-Basin Wise Breakup Details

#### Transfer of fund details

Sl. No	Sub Basins	Bank	Account Number	Transfer of funds
	<b>Phase I</b>			
1	Lower Palar	SBI	37253463343	0.00
2	Nagariyar	SBI	37227993509	0.00
3	Lower Vellar	SBI	37260139328	0.00
4	Krishnagiri to Pambar	PGB	10030996475	0.00
5	Sathaiyar	SBI	37255162275	0.00
6	Sirumalaiyar	SBI	37221515256	0.00
7	Varaghanadhi	SBI	37247128585	0.00
8	Kousiganadhi	SBI	37227748116	0.00
9	Gadananadhi	SBI	37266474135	0.00
10	Manjalar	SBI	37226631551	0.00
11	Suruliyar	SBI	37248230393	0.00
12	Lower Tamirabharani	SBI	37218068721	0.00
13	Lower Vaigai	SBI	37226444685	0.00
14	CDZ - Thanjavur	IB	6569717256	0.00

15	CDZ - Tiruvarur	SBI	37215029423	0.00
16	CDZ - Nagapattinam	IOB	030001000016510	0.00
17	Ponnanaiyar	IOB	330201000003009	0.00
18	Lower Bhavani	SBI	37218119825	0.00
19	TN-IAMP-CELL	SBI	37217720215	0.00
20	IT - (Geo-tagging)	SBI	37223841776	0.00
21	IT - (DEMIC)	SBI	37276891259	0.00
22	IT - (M.Velanmai)	SBI	37256859897	0.00
<b>Total</b>				<b>0.00</b>





<b>Phase II</b>				
<b>Sl.No</b>	<b>Sub Basins</b>	<b>Bank</b>	<b>Account Number</b>	<b>Transfer of funds</b>
1	Lower Pennaiyar	SBI	38870620512	0.00
2	Nandhiyar	SBI	38899625304	0.00
3	Pambar	TNGB	10092726199	0.00
4	Vaniyar	SBI	38879782327	0.00
5	Agaramaru	SBI	38862119913	0.00
6	Aliyar	SBI	38862266980	0.00
7	LC - Aduthurai	IB	6818777394	0.00
8	LC-Vridhachalam	SBI	38870564850	0.00
9	MetturNoyyal	IOB	209301000009659	0.00
10	Thirumanimuthar	SBI	38906421894	0.00
11	Karaipottanar	SBI	38869444017	0.00
12	Aiyyar	SBI	38864175749	0.00
13	Nandhiyar - Kulaiyar	SBI	38899625304	0.00
14	Pachaiyar	SBI	38866538894	0.00
15	Chittar	SBI	38870137873	0.00
16	Uppar	SBI	38872970065	0.00
17	TNIAMP Cell	SBI	37217720215	0.00

<b>Total</b>				<b>0.00</b>
<b>Phase III</b>				
1	Cheyyar	SBI	39996172343	1324000
2	Chinnar	SBI	40013868849	0.00
3	Gummidipoondi	SBI	40006788451	0.00
4	Manimukthanadhi	SBI	39996929133	0.00
5	Musukundanadhi	SBI	39995057604	0.00
6	Paravanar	IOB	028001000029619	817000
7	Vegavathy	SBI	40005075064	643000
8	Marudaiyaru	IOB	030001000017824	0.00
9	Nambiyar	SBI	40006336403	0.00
10	TNIAMP Cell	SBI	37217720215	0.00
<b>Total</b>				<b>2784000.00</b>
<b>Phase IV</b>				
1	Nandhiyar - Kulaiyar	SBI	41361647735	0.00
2	Ponnai	SBI	41392807261	0.00
3	Sathaiyar	SBI	41411424666	0.00
4	Therkkar	SBI	41434003616	0.00
5	Aliyar	SBI	41561741525	0.00
6	Thurinjar	IOB	31144866566	0.00
7	Lower Vaigai	SBI	41394760852	0.00

8	Lower Vellar	IOB	41398528453	1350000
9	CDZ-Thanjavur	SBI	41360735949	0.00
10	CDZ-Tiruvarur	SBI	41339670545	0.00
11	CDZ-Nagapattinam	SBI	41735743898	0.00
12	TNIAMP Cell	SBI	37217720215	0.00
<b>Total</b>				<b>1350000.00</b>

**Phase III & IV Model Village<**

## 6) Budget

ACCOUNTS of Rs.16380636/- GRANT REMAIN UNUTILISED NEEDS  
EXPLANATION

At the close of 2024-25 audit, an amount of Rs. **1,63,80,636.00**(Rupees One Crore sixty three lakh eighty thousand six hundred and thirty six only) remain unutilized. The grants for the financial year 2017-18, 2018-19, 2019-20, 2020-21, 2021-22, 2022-23, 2023-24 and 2024-25 their utilization during these years are as appended below.

### TNAU - TNIAMP Expenditure and Balance Details of the year 2024-2025

Year	Budget (Rs.)	Expenditure(Rs.)	Balance(Rs.)
<b>2017-18 - (Phase I - I<sup>st</sup> Year)</b>	9,85,51,000	62,31,806	9,23,19,194
2018-19 - (Spill over of 17-18)	9,23,19,194	2,40,72,945	6,82,46,249
2019-20 - (Spill over of 17-18)	6,82,46,249	1,43,46,326	5,38,99,923
2020-21 - (Spill over of 17-18)	5,38,99,923	2,24,99,771	3,14,00,152
2021-22 - (Spill over of 17-18)	3,14,00,152	85,77,586	2,28,22,566
2022-23 - (Spill over of 17-18)	2,28,22,566	1,05,55,000	1,22,67,566
2023-24- (Spill over of 17-18)	<b>1,22,67,566</b>	<b>1,22,67,566</b>	<b>0</b>
<b>2019-20 - (Phase I - II<sup>nd</sup> Year)</b>	9,49,32,000	3,29,40,696	6,19,91,304
2020-21 - (Spill over of 19-20)	6,19,91,304	2,30,77,227	3,89,14,077
2021-22 - (Spill over of 19-20)	3,89,14,077	97,52,579	2,91,61,498
2022-23 - (Spill over of 19-20)	2,91,61,498	2,04,34,000	87,27,498
2023-24- (Spill over of 19-20)	<b>87,27,498</b>	<b>87,27,498</b>	<b>0</b>

<b>2020-21 - (Phase I - III<sup>rd</sup> Year)</b>	7,43,27,000	3,22,98,585	4,20,28,415
2021-22 - (Spill over of 20-21)	4,20,28,415	1,10,30,664	3,09,97,751
2022-23 - (Spill over of 20-21)	3,09,97,751	2,47,53,833	25,29,167
2023-2024 - (Spill over of 20-21)	25,29,167	25,29,167	<b>0</b>
<b>2021-22 - (Phase I - IV<sup>th</sup> Year)</b>	5,98,07,000	2,79,46,470	3,18,60,530
2022-23 - (Spill over of 21-22)	3,18,60,530	3,07,63,989	10,96,541
2023-24 - (Spill over of 21-22)	10,96,541	10,96,541	<b>0</b>
2022-23 - (Phase I - V <sup>th</sup> Year)	4,50,15,000	4,27,80,649	22,34,351
2023-24 - (Phase I - V <sup>th</sup> Year)	22,34,351	22,34,351	0
<b>2023-24 - (Phase I - VI<sup>th</sup> Year)</b>	32,14,000	32,13,992	<b>8</b>
<b>2020-21 - (Phase I-Model Village)</b>	1,08,00,000	57,380	1,07,42,620
2021-22 - (Phase I-Model Village)	1,07,42,620	19,41,029	88,01,591
2022-23 - (Phase I-Model Village)	88,01,591	80,23,370	7,78,221
2023-24 (Phase I-Model Village)	7,78,221	7,78,221	<b>0</b>
<b>2019-20 - (Phase II - Ist Year)</b>	8,06,70,000	1,10,86,342	6,95,83,658
2020-21 - (Spill over of 19-20)	6,95,83,658	3,21,37,448	3,74,46,210
2021-22 - (Spill over of 19-20)	3,74,46,210	66,02,925	3,08,43,285
2022-23 - (Spill over of 19-20)	3,08,43,285	63,62,520	1,95,50,480
<b>2023-24 - (Spill over of 19-20)</b>	1,95,50,480	1,11,86,500	83,63,980
<b>2024-25 - (Spill over of 19-20)</b>	<b>83,63,980</b>	<b>7148362</b>	<b>1215618</b>
<b>2020-21 - (Phase II - II<sup>nd</sup> Year)</b>	6,65,67,000	2,93,84,136	3,71,82,864
2021-22 - (Spill over of 20-21)	3,71,82,864	1,38,02,726	2,33,80,138

2022-23 - (Spill over of 20-21)	2,33,80,138	1,57,23,000	76,57,138
2023-24- (Spill over of 20-21)	76,57,138	76,57,138	0
<b>2021-22 - (Phase II - III<sup>rd</sup> Year)</b>	6,91,50,000	3,29,32,786	3,62,17,214
2022-23 - (Spill over of 21-22)	3,62,17,214	3,55,76,705	6,40,509
2023-24 - (Spill over of 21-22)	6,40,509	6,40,509	0
<b>2022-23 - (Phase II - IV<sup>th</sup> Year)</b>	4,53,91,000	4,38,85,038	15,05,962
2023-24 - (Phase II - IV <sup>th</sup> Year)	15,05,962	15,05,962	0
2023-24 - (Phase II - V <sup>th</sup> Year)	2,64,40,000	2,64,40,000	0
<b>2022-23 -(Phase II-Model Village)</b>	46,00,000	9,17,118	36,82,882
2023-24 -(Phase II-Model Village)	36,82,882	36,82,882	0
<b>2020-21 - (Phase III - I<sup>st</sup>Year)</b>	0	94,836	-94,836
2021-22 - (Spill over of 21-22)	1,98,33,000	4,35,618	1,93,02,546
2022-23 - (Spill over of 21-22)	1,93,02,546	1,80,32,694	12,69,852
2023-2024 - (Spill over of 21-22)	12,69,852	12,69,852	0
<b>2022-23 - (Phase III - II<sup>nd</sup>Year)</b>	1,66,36,000	1,33,47,730	32,88,270
2023-24 - (Spill over of 2022-23)	32,88,270	32,88,270	0
<b>2023-24 - (Phase III - III<sup>rd</sup>Year)</b>	1,21,43,000	1,21,43,000	0
<b>2024-2025(Pase III-IV th Year)</b>	18385000	17633898	751102
<b>2023-24 (Phase III-Model Village)</b>	14,00,000	4,54,609	9,45,391
<b>2024-25 (Phase III-Model Village)</b>	9,45,391	9,45,391	0
<b>2022-23 - (Phase IV - I<sup>st</sup>Year)</b>	8,20,58,000	7,51,64,177	68,93,823

2023-24 - (Spill over of 2022-23)	68,93,823	68,93,823	<b>0</b>
<b>2022-23 - (Phase IV - III<sup>rd</sup>Year)</b>	1615000	1615000	<b>0</b>
<b>2024-25 -International Conference</b>	48,00,000	48,00,000	<b>0</b>
<b>2024-25 - (Phase IV- Model Village)</b>	<b>3200000</b>	<b>2887956</b>	<b>312044</b>
<b>Cornel Collaborative Project</b>	<b>10265000</b>	<b>9913187</b>	<b>351813</b>
<b>International Training for Horticultural Officers</b>	<b>14000000</b>	<b>249949</b>	<b>13750051</b>
<b>Total</b>	<b>13,99,20,750</b>	<b>12,86,11,371</b>	<b>1,13,09,379</b>

### **2017-2018**

- a. Out of the Grants-in-aid amount of Rs.9,85,51,000 (Phase I-I<sup>st</sup> year) sanctioned during the period **2017-2018**, a sum of Rs.9,85,51,000.00/- has been incurred as expenditure during the period from 2017-18 to 2023-24. Based on reallocation by the government for using the unspent balance the expenditure was made and the account balance is **Nil**.

### **2019-2020**

- b. Out of the Grants-in-aid amount of Rs.9,49,32,000 (Phase I-II<sup>nd</sup>Year) sanctioned during the period **2019-2020**, a sum of Rs.9,49,32,000.00/- has been incurred as expenditure during the period from 2019-20 to 2023-24. Based on reallocation by the government for using the unspent balance the expenditure was made and the account balance is **Nil**.

### **2019-2020**

- c. Out of the Grants-in-aid amount of Rs.8,06,70,000 (Phase II-I<sup>st</sup>Year) sanctioned during the period **2019-20**, a sum of Rs.79,454,382/- has been incurred as expenditure during the period from 2019-20 to 2024-25. Despite the reallocation by the government for utilizing the unspent balance of 2024-25 in the year 2025-26, still account balance of **Rs.**

**12,15,618/-** remain unutilized and It will be utilized upto December 02, 2025

- d. Out of the Grants-in-aid amount of Rs.7,43,27,000 (Phase I - III<sup>rd</sup> Year) sanctioned during the period 2020-2021, a sum of Rs.7,43,27,000/- has been incurred as expenditure during the period from 2020-21 to 2023-24. Based on reallocation by the government for using the unspent balance the expenditure was made and the account balance is **Nil**.
- e. Out of the Grants-in-aid amount of Rs.6,65,67,000 (Phase II-II<sup>nd</sup> Year) sanctioned during the period 2020-2021, a sum of Rs.6,65,67,000/- has been incurred as expenditure during the period from 2020-21 to 2023-24. Based on reallocation by the government for using the unspent balance the expenditure was made and the account balance is **Nil**.
- f. Out of the Grants-in-aid amount of Rs.1,08,00,000 (Phase I - Model Village) sanctioned during the period 2020-2021, a sum of Rs. 1,08,00,000/- has been incurred as expenditure during the period of 2022-23. Despite the reallocation by the government for utilizing the unspent balance of 2023-24 in the year 2024-25, still account balance is **Nil**.
- g. Out of the Grants-in-aid amount of Rs.1,98,33,000 (Phase III - Ist Year) during the period 2020-2021, a sum of Rs. 1,98,33,000 /- has been incurred as expenditure during the period from 2021-22 to 2023-24. Based on reallocation by the government for using the unspent balance the expenditure was made and the account balance is **Nil**.
- h. Out of the Grants-in-aid amount of Rs.5,98,07,000 (Phase I - IV<sup>th</sup> Year) sanctioned during the period 2021-22, a sum of Rs. 5,98,07,000/- has been incurred as expenditure during the period 2021-22 to 2023-24. Based on reallocation by the government for using the unspent balance the expenditure was made and the account balance is **Nil**.
- i. Out of the Grants-in-aid amount of Rs.6,91,50,000 (Phase II-III<sup>rd</sup> Year) sanctioned during the period 2021-22, a sum of Rs.6,91,50,000/- has been incurred as expenditure during the period from 2021-22 to 2023-24. Based on reallocation by the government for using the unspent balance the expenditure was made and the account balance is **Nil**.

- j. Out of the Grants-in-aid amount of Rs. 4,50,15,000 (Phase I - Vth Year) sanctioned during the period 2022-23, a sum of Rs. 4,50,15,992/- has been incurred as expenditure during the period of 2023-24. Account balance **Rs.8/- remain unutilized.**
- k. Out of the Grants-in-aid amount of Rs. 4,53,91,000 (Phase II - IVth Year) sanctioned during the period 2022-23, a sum of Rs.4, 53,91,000/- has been incurred as expenditure during the period of 2023-2024. Based on reallocation by the government for using the unspent balance the expenditure was made and the account balance is **Nil.**
- l. Out of the Grants-in-aid amount of Rs.46,00,000 (Phase II - Model Village) sanctioned during the period 2022-23, a sum of Rs.46,00,000/- has been incurred as expenditure during the period of 2023-2024. Based on reallocation by the government for using the unspent balance the expenditure was made and the account balance is **Nil.**
- m. Out of the Grants-in-aid amount of Rs. 1,66,36,000 (Phase III - IInd Year) sanctioned during the period 2022-23, a sum of Rs. 1,66,36,000/- has been incurred as expenditure during the period of 2023-24. Based on reallocation by the government for using the unspent balance the expenditure was made and the account balance is **Nil.**
- n. Out of the Grants-in-aid amount of Rs. 8,20,58,000 (Phase IV - Ist Year) sanctioned during the period 2022-23, a sum of Rs. 8,20,58,000 /- has been incurred as expenditure during the period of 2022-23. Based on reallocation by the government for using the unspent balance the expenditure was made and the account balance is **Nil.**
- o. Out of the Grants-in-aid amount of Rs. 32,14,000/- (Phase I - VIth Year) sanctioned during the period 2023-2024, a sum of Rs. 32,13,992/- has been incurred as expenditure during the period of 2023-24. Based on reallocation by the government for using the unspent balance the expenditure was made and the account balance is **Rs.8/-.**
- p. Out of the Grants-in-aid amount of Rs. 2,64,40,000 (Phase II - Vth Year) sanctioned during the period 2023-24, a sum of Rs. 2,64,40,000/- has been incurred as expenditure during the period of 2023-2024. Based on reallocation by the government for using the unspent balance the expenditure was made and the account balance is **Nil.**
- q. Out of the Grants-in-aid amount of Rs.48,00,000 (International Conference) sanctioned during the period 2024-25, a sum of Rs. 48,00,000 /- has been incurred as expenditure during the period of 2024-25. Based on reallocation by the government for using the unspent balance the expenditure was made and the account balance is **Nil.**

- r. Out of the Grants-in-aid amount of Rs.14,00,000 (Phase III - Model Village) sanctioned during the period 2023-24, a sum of Rs.14,00,000/- has been incurred as expenditure during the period of 2023-24 to 2024-25. Based on reallocation by the government for using the unspent balance the expenditure was made and the account balance is **Nil**.
- s. Out of the Grants-in-aid amount of Rs. 1,21,43,000 (Phase III - IIIrd Year) sanctioned during the period 2023-24, a sum of Rs. 1,21,43,000/- has been incurred as expenditure during the period of 2023-24. Based on reallocation by the government for using the unspent balance the expenditure was made and the account balance is **Nil**.
- t. Out of the Grants-in-aid amount of Rs. 3,98,66,000 (Phase IV - IInd Year) sanctioned during the period 2023-24 a sum of Rs. 3,98,66,000/- has been incurred as expenditure during the period of 2023-2024. Based on reallocation by the government for using the unspent balance the expenditure was made and the account balance is **Nil**.
- u. Out of the Grants-in-aid amount of Rs. 20000000 (Phase III - IVth Year and Phase IV - IIIYear) sanctioned during the period 2024-25, a sum of Rs. 1,92,48,898/- has been incurred as expenditure during the period of 2024-25. Account balance **Rs.751102/- remain unutilized**.
- v. Out of the Grants-in-aid amount of Rs. 32,00,000 (Phase IV Model Village) sanctioned during the period 2024-25, a sum of Rs. 28,87,956/- has been incurred as expenditure during the period of 2024-25. Account balance **Rs.312044/- remain unutilized**
- w. Out of the Grants-in-aid amount of Rs. 1,02,65,000 (Cornel Collaboration Project) sanctioned during the period 2024-25, a sum of Rs. 99,13,187/- has been incurred as expenditure during the period of 2024-25. Account balance **Rs.351813/- remain unutilized**
- x. Out of the Grants-in-aid amount of Rs. 1,40,00,000 (International Trainig for Horticulture Officers) sanctioned during the period 2024-25, a sum of Rs. 2,49,949/- has

been incurred as expenditure during the period of 2024-25. Account balance **Rs.13750051/-remain unutilized**

- y. Unutilized grant balance of Rs.1,63,80,636/- remains in the public sector bank account. Progress of the Scheme works is fulfilling the stated objective of the scheme. Reasons for non-utilization of the earmarked funds for the respective years may be due to delay in receipt of G.O for execution.

Unutilized grant details		
Phase	Year	Amount (in Rs.)
Phase-I	2023-24	8.00
Phase-II	2019-20	1215618.00
Phase III -IV year	2024-25	751102.00
Model Village (Phase IV)	2024-25	312044.00
Cornel Collaboration Project	2024-25	351813.00
International Training for Horticulture Officers	2024-25	13750051
<b>Total</b>		<b>16380636.00</b>



## 7) Verification and examination of vouchers of contingencies

TN IAM PROJECT 2024-2025-PARAVANAR SUB BASIN PHASE-III&IV-AMOUNT SANCTIONED AS PER GOVERNMENT ORDER FOR CULTIVATION PURPOSES-54% HAS BEEN SPENT TO PROCURE SEEDS ,FERTILIZERS AND GIVEN FOR FREE VIA MODEL VILLAGE PROGRAMS-THE VERY PURPOSE GETS DILUTED-NEEDS EXPLANATION-DEFECTS

**TN IAM PROJECT 2024-2025-PARAVANAR SUB BASIN PHASE-III&IV-AMOUNT SANCTIONED AS PER GOVERNMENT ORDER FOR CULTIVATION PURPOSES-54% HAS BEEN SPENT TO PROCURE SEEDS ,FERTILIZERS AND GIVEN FOR FREE VIA MODEL VILLAGE PROGRAMS-THE VERY PURPOSE GETS DILUTED-NEEDS EXPLANATION-DEFECTS-**

As per G.O MS.NO.193 agriculture and farmers welfare (WD2)department,dated:30.08.2024,an amount of Rs.200 lakhs has been allocated to various river sub basins and accordingly the following ASO has been initiated.

As per the **Administrative Sanction order no. /P5/CWGS,CBE/TNIAMP/PHASE-III-FOURTH YEAR AND PHASE IV-THIRD YEAR/ASO/2025 DATED:27.01.2025** accorded by the Directorate of Research,Tamilnadu Agricultural University,Coimbatore the amount of Rs.200 lakhs to various river sub basins has been allotted in which Rs.16.17 lakhs is given to paravanar sub basin as follows:

S.NO	SUB -BASIN	AMOUNT ALLOCATED RS.(IN LAKHS)
1	PARAVANAR	16.17

The Objectives specified in the ASO are as follows:

- 1.Enhancing the productivity of rice through up scaling of water saving technologies such as AWDI,Direct seeded rice ,drought resistant ,flood/salt tolerant ,high yielding rice variety etc
- 2.Promotion of pulses production in sub basins
- 3.Area expansion and productivity achievement of pulses
- 4.Promotion of finger millet cultivation

- 5.Increasing the area under oilseeds
- 6.Enhancing the productivity of maize through Fall army worm technology capsule
- 7.Promotion of area under cotton
- 8.Promotion of vegetable cultivation through Precision farming techniques
- 9.Enhancing the castor/tapioca productivity by popularizing SSI technologies
- 10.Promotion of of pesticide free vegetable production
- 11.Formation of pulse commodity groups
- 12.Introduction of modern technologies in fruit production
- 13.Empowering the farmers with market intelligence
- 14.I.T based activities like geo-tagging etc.

For **Paravanar sub basin** ,the following amount has been allocated:

S.NO	SUB BASIN	MANAGEMENT COST Rs.	INPUT Rs.	DRIP COST Rs.	IEC Rs.	TOTAL Rs.(in lakhs)
1	Paravanar	1.28	10.04	2.90	1.95	16.17

This sub basin comes under the Vegetable Research station,Palur,Cuddalore district.While verifying the cashbook ,vouchers ,scroll and TDSR,it was noticed that the 54% allocated amount has only been spent on procuring the seeds,fertilizers etc instead of cultivating any rice/millet varieties as stated in the objective.

As per **the letter no:Dir/CWGS/TN-IAMP/TOF/2024 Issued by the Director(CWGS)and nodal officer(TN-IAMP),Centre for Water and Geospatial studies,TNAU** ,an amount of RS.4,00,000/-on 15.11.2024 has been allocated to the Paravanar sub basin,phase-III.Of which Rs.2,90,000/-has been given for input-cultivation.And an amount of RS.3,00,000/- on 14.03.2025 has been allocated to the paravanar sub basin.

Out of the entire amount of Rs.5,90,000/ an amount of Rs.3,18,659/- (approximately 54%)has been exclusively used by the head,associate professor ,paravanar sub basin for the

purchase of fertilizers,direct seeded rice,drought resistant/flood tolerant high yielding rice variety etc.,

Based on the accounts of the paravanar sub basin,monthly expenditure statement for cultivation is as follows:

<b>S.NO</b>	<b>MONTH</b>	<b>AMOUNT RS.</b>
1	DECEMBER-24	2785
2	FEBRUARY-25	236447
3	MARCH-25	79426
	<b>TOTAL:</b>	<b>318659/-</b>

These seeds thus procured are given for free to the farmers under model village program conducted at Jayamkondan village.Whereas instead of giving out samples entire procurement which was given seems irrelevant.The very purpose of giving training to farmers,sharing of latest technology and the likes as shared in objective of the ASO stands defeated.

Thus without taking any cultivating activities,the expenditure amount of Rs.3,18,659/-solely for buying the seeds and giving it for free to the farmers stands objected.Hence valid explanation should be given to the audit by the heads of the department and the nodal officer ,TN-IAMP for overlooking such procedural lapse done in the respective sub basin.

## 8) Defects in annual account

### SUB BASIN-EXPENDITURE FOR ALL PHASES

#### Phase III & IV Model Village

1	Cheyar	SBI	39996172343	424000
2	Paravanar	IOB	028001000029619	117000
3	Vegavathy	SBI	40005075064	125000
4	Lower Vellar (Ph-IV)	IOB	41398528453	750000
5	Thurinjalar (Ph-IV)	SBI	39996172343	100000

#### PHASE - I - 1<sup>st</sup> Year Expenditure sub basin wise details

Sub basin Name	Expenditure for the year 2017-18 for 2024-25 (Amount in Rupees)						Total
	Mgt. cost	Input	IEC	Drip & Accessories	I.C		
Lower Palar	0.00	0.00	0.00	0.00	0.00	<b>0.00</b>	
Nagariyar	0.00	0.00	0.00	0.00	0.00	<b>0.00</b>	
Lower Vellar	0.00	0.00	0.00	0.00	0.00	<b>0.00</b>	
Krishnagiri to Pambar	0.00	0.00	0.00	0.00	0.00	<b>0.00</b>	
Sathaiyar	0.00	0.00	0.00	0.00	0.00	<b>0.00</b>	
Sirumalaiyar	0.00	0.00	0.00	0.00	0.00	<b>0.00</b>	
Varaghanadhi	0.00	0.00	0.00	0.00	0.00	<b>0.00</b>	
Kousiganadhi	0.00	0.00	0.00	0.00	0.00	<b>0.00</b>	
Gadananadhi	0.00	0.00	0.00	0.00	0.00	<b>0.00</b>	

Manjalar	0.00	0.00	0.00	0.00	0.00	<b>0.00</b>	
Suruliyar	0.00	0.00	0.00	0.00	0.00	<b>0.00</b>	
Lower Tamirabharani	0.00	0.00	0.00	0.00	0.00	<b>0.00</b>	
Lower Vaigai	0.00	0.00	0.00	0.00	0.00	<b>0.00</b>	
CDZ - Thanjavur	0.00	0.00	0.00	0.00	0.00	<b>0.00</b>	
CDZ - Tiruvarur	0.00	0.00	0.00	0.00	0.00	<b>0.00</b>	
CDZ - Nagapattinam	0.00	0.00	0.00	0.00	0.00	<b>0.00</b>	
Ponnanaiyar	0.00	0.00	0.00	0.00	0.00	<b>0.00</b>	
Lower Bhavani	0.00	0.00	0.00	0.00	0.00	<b>0.00</b>	
TNIAMP Cell	0.00	0.00	0.00	0.00	0.00	<b>0.00</b>	
IT based Activities	0.00	0.00	0.00	0.00	0.00	<b>0.00</b>	
<b>Total</b>	<b>0.00</b>	<b>0.00</b>	<b>0.00</b>	<b>0.00</b>	<b>0.00</b>	<b>0.00</b>	

**PHASE - I - II<sup>nd</sup> Year Expenditure sub basin wise details**

Sub basin Name	Expenditure for the year 2019-2020 for 2024-25 (Amount in Rupees)						Total
	Mgt. cost	Input	IEC	Drip & Accessories	I.C		
Lower Palar	0.00	0.00	0.00	0.00	0.00	<b>0.00</b>	
Nagariyar	0.00	0.00	0.00	0.00	0.00	<b>0.00</b>	
Lower Vellar	0.00	0.00	0.00	0.00	0.00	<b>0.00</b>	
Krishnagiri to Pambar	0.00	0.00	0.00	0.00	0.00	<b>0.00</b>	
Sathaiyar	0.00	0.00	0.00	0.00	0.00	<b>0.00</b>	
Sirumalaiyar	0.00	0.00	0.00	0.00	0.00	<b>0.00</b>	
Varaghanadhi	0.00	0.00	0.00	0.00	0.00	<b>0.00</b>	
Kousiganadhi	0.00	0.00	0.00	0.00	0.00	<b>0.00</b>	
Gadananadhi	0.00	0.00	0.00	0.00	0.00	<b>0.00</b>	
Manjalar	0.00	0.00	0.00	0.00	0.00	<b>0.00</b>	
Suruliyar	0.00	0.00	0.00	0.00	0.00	<b>0.00</b>	
Lower Tamirabharani	0.00	0.00	0.00	0.00	0.00	<b>0.00</b>	

Lower Vaigai	0.00	0.00	0.00	0.00	0.00	<b>0.00</b>
CDZ - Thanjavur	0.00	0.00	0.00	0.00	0.00	<b>0.00</b>
CDZ - Tiruvarur	0.00	0.00	0.00	0.00	0.00	<b>0.00</b>
CDZ - Nagapattinam	0.00	0.00	0.00	0.00	0.00	<b>0.00</b>
Ponnanaiyar	0.00	0.00	0.00	0.00	0.00	<b>0.00</b>
Lower Bhavani	0.00	0.00	0.00	0.00	0.00	<b>0.00</b>
TNIAMP Cell	0.00	0.00	0.00	0.00	0.00	<b>0.00</b>
IT based Activities	0.00	0.00	0.00	0.00	0.00	<b>0.00</b>
<b>Total</b>	<b>0.00</b>	<b>0.00</b>	<b>0.00</b>	<b>0.00</b>	<b>0.00</b>	<b>0.00</b>





**PHASE - I - III<sup>rd</sup> Year Expenditure sub basin wise details**

Sub basin Name	Expenditure for the year 2020-2021 for 2024-25 (Amount in Rupees)					
	Mgt. cost	Input	IEC	Drip & Accessories	I.C	Total
Lower Palar	0.00	0.00	0.00	0.00	0.00	<b>0.00</b>
Nagariyar	0.00	0.00	0.00	0.00	0.00	<b>0.00</b>
Lower Vellar	0.00	0.00	0.00	0.00	0.00	<b>0.00</b>
Krishnagiri to Pambar	0.00	0.00	0.00	0.00	0.00	<b>0.00</b>
Sathaiyar	0.00	0.00	0.00	0.00	0.00	<b>0.00</b>
Sirumalaiyar	0.00	0.00	0.00	0.00	0.00	<b>0.00</b>
Varaghanadhi	0.00	0.00	0.00	0.00	0.00	<b>0.00</b>
Kousiganadhi	0.00	0.00	0.00	0.00	0.00	<b>0.00</b>
Gadananadhi	0.00	0.00	0.00	0.00	0.00	<b>0.00</b>
Manjalar	0.00	0.00	0.00	0.00	0.00	<b>0.00</b>
Suruliyar	0.00	0.00	0.00	0.00	0.00	<b>0.00</b>
Lower Tamirabharani	0.00	0.00	0.00	0.00	0.00	<b>0.00</b>
Lower Vaigai	0.00	0.00	0.00	0.00	0.00	<b>0.00</b>
CDZ - Thanjavur	0.00	0.00	0.00	0.00	0.00	<b>0.00</b>
CDZ - Tiruvarur	0.00	0.00	0.00	0.00	0.00	<b>0.00</b>
CDZ - Nagapattinam	0.00	0.00	0.00	0.00	0.00	<b>0.00</b>

Ponnanaiyar	0.00	0.00	0.00	0.00	0.00	<b>0.00</b>	
Lower Bhavani	0.00	0.00	0.00	0.00	0.00	<b>0.00</b>	
TNIAMP Cell	0.00	0.00	0.00	0.00	0.00	<b>0.00</b>	
IT based Activities	0.00	0.00	0.00	0.00	0.00	<b>0.00</b>	
<b>Total</b>	<b>0.00</b>	<b>0.00</b>	<b>0.00</b>	<b>0.00</b>	<b>0.00</b>	<b>0.00</b>	

**PHASE - I - IV<sup>th</sup> Year Expenditure sub basin wise details**

Sub basin Name	Expenditure for the year 2021-22 for 2024-2025 (Amount in Rupees)					
	Mgt. cost	Input	IEC	Drip & Accessories	I.C	Total
Lower Palar	0.00	0.00	0.00	0.00	0.00	<b>0.00</b>
Nagariyar	0.00	0.00	0.00	0.00	0.00	<b>0.00</b>
Lower Vellar	0.00	0.00	0.00	0.00	0.00	<b>0.00</b>
Krishnagiri to Pambar	0.00	0.00	0.00	0.00	0.00	<b>0.00</b>
Sathaiyar	0.00	0.00	0.00	0.00	0.00	<b>0.00</b>
Sirumalaiyar	0.00	0.00	0.00	0.00	0.00	<b>0.00</b>
Varaghanadhi	0.00	0.00	0.00	0.00	0.00	<b>0.00</b>
Kousiganadhi	0.00	0.00	0.00	0.00	0.00	<b>0.00</b>
Gadananadhi	0.00	0.00	0.00	0.00	0.00	<b>0.00</b>
Manjalar	0.00	0.00	0.00	0.00	0.00	<b>0.00</b>

Suruliyar	0.00	0.00	0.00	0.00	0.00	<b>0.00</b>
Lower Tamirabharani	0.00	0.00	0.00	0.00	0.00	<b>0.00</b>
Lower Vaigai	0.00	0.00	0.00	0.00	0.00	<b>0.00</b>
CDZ - Thanjavur	0.00	0.00	0.00	0.00	0.00	<b>0.00</b>
CDZ - Tiruvarur	0.00	0.00	0.00	0.00	0.00	<b>0.00</b>
CDZ - Nagapattinam	0.00	0.00	0.00	0.00	0.00	<b>0.00</b>
Ponnanaiyar	0.00	0.00	0.00	0.00	0.00	<b>0.00</b>
Lower Bhavani	0.00	0.00	0.00	0.00	0.00	<b>0.00</b>
TNIAMP Cell	0.00	0.00	0.00	0.00	0.00	<b>0.00</b>
IT based Activities	0.00	0.00	0.00	0.00	0.00	<b>0.00</b>
<b>Total</b>	<b>0.00</b>	<b>0.00</b>	<b>0.00</b>	<b>0.00</b>	<b>0.00</b>	<b>0.00</b>

**PHASE - I - V<sup>th</sup> Year Expenditure sub basin wise details**

Sub basin Name	Expenditure for the year 2022-23 for 2024-2025 (Amount in Rupees)					
	Mgt. cost	Input	IEC	Drip & Accessories	I.C	Total
Lower Palar	0.00	0.00	0.00	0.00	0.00	<b>0.00</b>

Nagariyar	0.00	0.00	0.00	0.00	0.00	<b>0.00</b>
Lower Vellar	0.00	0.00	0.00	0.00	0.00	<b>0.00</b>
Krishnagiri to Pambar	0.00	0.00	0.00	0.00	0.00	<b>0.00</b>
Sathaiyar	0.00	0.00	0.00	0.00	0.00	<b>0.00</b>
Sirumalaiyar	0.00	0.00	0.00	0.00	0.00	<b>0.00</b>
Varaghanadhi	0.00	0.00	0.00	0.00	0.00	<b>0.00</b>
Kousiganadhi	0.00	0.00	0.00	0.00	0.00	<b>0.00</b>
Gadananadhi	0.00	0.00	0.00	0.00	0.00	<b>0.00</b>
Manjalar	0.00	0.00	0.00	0.00	0.00	<b>0.00</b>
Suruliyar	0.00	0.00	0.00	0.00	0.00	<b>0.00</b>
Lower Tamirabharani	0.00	0.00	0.00	0.00	0.00	<b>0.00</b>
Lower Vaigai	0.00	0.00	0.00	0.00	0.00	<b>0.00</b>
CDZ - Thanjavur	0.00	0.00	0.00	0.00	0.00	<b>0.00</b>
CDZ - Tiruvarur	0.00	0.00	0.00	0.00	0.00	<b>0.00</b>
CDZ - Nagapattinam	0.00	0.00	0.00	0.00	0.00	<b>0.00</b>
Ponnanaiyar	0.00	0.00	0.00	0.00	0.00	<b>0.00</b>

Lower Bhavani	0.00	0.00	0.00	0.00	0.00	<b>0.00</b>
TNIAMP Cell	0.00	0.00	0.00	0.00	0.00	<b>0.00</b>
IT based Activities	0.00	0.00	0.00	0.00	0.00	<b>0.00</b>
<b>Total</b>	<b>0.00</b>	<b>0.00</b>	<b>0.00</b>	<b>0.00</b>	<b>0.00</b>	<b>0.00</b>





**PHASE - I - VI<sup>th</sup> Year Expenditure sub basin wise details**

Sub basin Name	Expenditure for the year 2023-24 for 2024-25 (Amount in Rupees)					
	Mgt. cost	Input	IEC	Drip & Accessories	I.C	Total
Lower Palar	0.00	0.00	0.00	0.00	0.00	<b>0.00</b>
Nagariyar	0.00	0.00	0.00	0.00	0.00	<b>0.00</b>
Lower Vellar	0.00	0.00	0.00	0.00	0.00	<b>0.00</b>
KrishnagiritoPambar	0.00	0.00	0.00	0.00	0.00	<b>0.00</b>
Sathaiyar	0.00	0.00	0.00	0.00	0.00	<b>0.00</b>
Sirumalaiyar	0.00	0.00	0.00	0.00	0.00	<b>0.00</b>
Varaghanadhi	0.00	0.00	0.00	0.00	0.00	<b>0.00</b>
Kousiganadhi	0.00	0.00	0.00	0.00	0.00	<b>0.00</b>
Gadananadhi	0.00	0.00	0.00	0.00	0.00	<b>0.00</b>
Manjalar	0.00	0.00	0.00	0.00	0.00	<b>0.00</b>
Suruliyar	0.00	0.00	0.00	0.00	0.00	<b>0.00</b>
LowerTamirabharani	0.00	0.00	0.00	0.00	0.00	<b>0.00</b>
Lower Vaigai	0.00	0.00	0.00	0.00	0.00	<b>0.00</b>
CDZ - Thanjavur	0.00	0.00	0.00	0.00	0.00	<b>0.00</b>
CDZ - Tiruvarur	0.00	0.00	0.00	0.00	0.00	<b>0.00</b>
CDZ - Nagapattinam	0.00	0.00	0.00	0.00	0.00	<b>0.00</b>
Ponnanaiyar	0.00	0.00	0.00	0.00	0.00	<b>0.00</b>

Lower Bhavani	0.00	0.00	0.00	0.00	0.00	<b>0.00</b>	
TNIAMP Cell	0.00	0.00	0.00	0.00	0.00	<b>0.00</b>	
IT based Activities	0.00	0.00	0.00	0.00	0.00	<b>0.00</b>	
<b>Total</b>	0.00	0.00	0.00	0.00	0.00	<b>0.00</b>	

<b>PHASE - I - Consolidated Expenditure sub basin wise details</b>							
<b>Sub basin Name</b>	<b>Expenditure for the year 2023-24 (Amount in Rupees)</b>						
	<b>Mgt. cost</b>	<b>Input</b>	<b>IEC</b>	<b>Drip &amp; Accessories</b>	<b>I.C</b>	<b>Total</b>	
Lower Palar	0.00	0.00	0.00	0.00	0.00	<b>0.00</b>	
Nagariyar	0.00	0.00	0.00	0.00	0.00	<b>0.00</b>	
Lower Vellar	0.00	0.00	0.00	0.00	0.00	<b>0.00</b>	
Krishnagiri to Pambar	0.00	0.00	0.00	0.00	0.00	<b>0.00</b>	
Sathaiyar	0.00	0.00	0.00	0.00	0.00	<b>0.00</b>	
Sirumalaiyar	0.00	0.00	0.00	0.00	0.00	<b>0.00</b>	
Varaghanadhi	0.00	0.00	0.00	0.00	0.00	<b>0.00</b>	
Kousiganadhi	0.00	0.00	0.00	0.00	0.00	<b>0.00</b>	
Gadananadhi	0.00	0.00	0.00	0.00	0.00	<b>0.00</b>	
Manjalar	0.00	0.00	0.00	0.00	0.00	<b>0.00</b>	
Suruliyar	0.00	0.00	0.00	0.00	0.00	<b>0.00</b>	

Lower Tamirabharani	0.00	0.00	0.00	0.00	0.00	<b>0.00</b>	
Lower Vaigai	0.00	0.00	0.00	0.00	0.00	<b>0.00</b>	
CDZ - Thanjavur	0.00	0.00	0.00	0.00	0.00	<b>0.00</b>	
CDZ - Tiruvarur	0.00	0.00	0.00	0.00	0.00	<b>0.00</b>	
CDZ - Nagapattinam	0.00	0.00	0.00	0.00	0.00	<b>0.00</b>	
Ponnanaiyar	0.00	0.00	0.00	0.00	0.00	<b>0.00</b>	
Lower Bhavani	0.00	0.00	0.00	0.00	0.00	<b>0.00</b>	
TNIAMP Cell	0.00	0.00	0.00	0.00	0.00	<b>0.00</b>	
IT based Activities	0.00	0.00	0.00	0.00	0.00	<b>0.00</b>	
<b>Total</b>	<b>0.00</b>	<b>0.00</b>	<b>0.00</b>	<b>0.00</b>	<b>0.00</b>	<b>0.00</b>	

<b>Sub basin</b>	<b>Year</b>	<b>Amount (in Rs.)</b>	<b>Pg.No.</b>
<b>Phase-I</b>	2020-21	0	34
	2021-22	0	35
	2022-23	0	36
	2023-24	0	37
<b>Total</b>		<b>0</b>	

**PHASE - II - I<sup>st</sup> Year Expenditure sub basin wise details**

Sub basin Name	Expenditure for the year 2019-2020 for 2024-2025 (Amount in Rupees)						
	Mgt. cost	Input	IEC	Drip & Accessories	I.C	Total	
Lower Pennaiyar	0.00	0.00	0.00	0.00	0.00	0.00	
Nandhiyar	0.00	0.00	0.00	0.00	0.00	0.00	
Pambar	0.00	0.00	0.00	0.00	0.00	0.00	
Vaniyar	0.00	0.00	0.00	0.00	0.00	0.00	
Agaramaru	0.00	0.00	0.00	0.00	0.00	0.00	
Aliyar	0.00	0.00	0.00	0.00	0.00	0.00	
LC - Aduthurai	0.00	0.00	0.00	0.00	0.00	0.00	
LC-Vridhachalam	0.00	0.00	0.00	0.00	0.00	0.00	
MetturNoyyal	0.00	0.00	0.00	0.00	0.00	0.00	
Thirumanimuthar	0.00	0.00	0.00	0.00	0.00	0.00	
Karaipottanar	0.00	0.00	0.00	0.00	0.00	0.00	
Aiyyar	0.00	0.00	0.00	0.00	0.00	0.00	
Nandhiyar - Kulaiyar	0.00	0.00	0.00	0.00	0.00	0.00	
Pachaiyar	0.00	0.00	0.00	0.00	0.00	0.00	
Chittar	0.00	0.00	0.00	0.00	0.00	0.00	
Uppar	0.00	0.00	0.00	0.00	0.00	0.00	
TNIAMP Cell	0.00	0.00	0.00	0.00	0.00	0.00	
<b>Total</b>	<b>0.00</b>	<b>0.00</b>	<b>0.00</b>	<b>0.00</b>	<b>0.00</b>	<b>0.00</b>	







**PHASE - II - II<sup>nd</sup> Year Expenditure sub basin wise details**

Sub basin Name	Expenditure for the year 2020-2021 for 2024-2025 (Amount in Rupees)					
	Mgt. cost	Input	IEC	Drip & Accessories	I.C	Total
Lower Pennaiyar	0.00	0.00	0.00	0.00	0.00	<b>0.00</b>
Nandhiyar	0.00	0.00	0.00	0.00	0.00	<b>0.00</b>
Pambar	0.00	0.00	0.00	0.00	0.00	<b>0.00</b>
Vaniyar	0.00	0.00	0.00	0.00	0.00	<b>0.00</b>
Agaramaru	0.00	0.00	0.00	0.00	0.00	<b>0.00</b>
Aliyar	0.00	0.00	0.00	0.00	0.00	<b>0.00</b>
LC - Aduthurai	0.00	0.00	0.00	0.00	0.00	<b>0.00</b>
LC-Vridhachalam	0.00	0.00	0.00	0.00	0.00	<b>0.00</b>
MetturNoyyal	0.00	0.00	0.00	0.00	0.00	<b>0.00</b>
Thirumanimuthar	0.00	0.00	0.00	0.00	0.00	<b>0.00</b>
Karaipottanar	0.00	0.00	0.00	0.00	0.00	<b>0.00</b>
Aiyyar	0.00	0.00	0.00	0.00	0.00	<b>0.00</b>
Nandhiyar - Kulaiyar	0.00	0.00	0.00	0.00	0.00	<b>0.00</b>
Pachaiyar	0.00	0.00	0.00	0.00	0.00	<b>0.00</b>
Chittar	0.00	0.00	0.00	0.00	0.00	<b>0.00</b>
Uppar	0.00	0.00	0.00	0.00	0.00	<b>0.00</b>
TNIAMP Cell	0.00	0.00	0.00	0.00	0.00	<b>0.00</b>

<b>Total</b>	<b>0.00</b>	<b>0.00</b>	<b>0.00</b>	<b>0.00</b>	<b>0.00</b>	<b>0.00</b>	
--------------	-------------	-------------	-------------	-------------	-------------	-------------	--





**PHASE - II - III<sup>rd</sup> Year Expenditure sub basin wise details**

Sub basin Name	Expenditure for the year 2021-2022 for 2024-2025 (Amount in Rupees)					
	Mgt. cost	Input	IEC	Drip & Accessories	I.C	Total
Lower Pennaiyar	0.00	0.00	0.00	0.00	0.00	<b>0.00</b>
Nandhiyar	0.00	0.00	0.00	0.00	0.00	<b>0.00</b>
Pambar	0.00	0.00	0.00	0.00	0.00	<b>0.00</b>
Vaniyar	0.00	0.00	0.00	0.00	0.00	<b>0.00</b>
Agaramaru	0.00	0.00	0.00	0.00	0.00	<b>0.00</b>
Aliyar	0.00	0.00	0.00	0.00	0.00	<b>0.00</b>
LC - Aduthurai	0.00	0.00	0.00	0.00	0.00	<b>0.00</b>
LC-Vridhachalam	0.00	0.00	0.00	0.00	0.00	<b>0.00</b>
MetturNoyyal	0.00	0.00	0.00	0.00	0.00	<b>0.00</b>
Thirumanimuthar	0.00	0.00	0.00	0.00	0.00	<b>0.00</b>
Karaiyottanar	0.00	0.00	0.00	0.00	0.00	<b>0.00</b>
Aiyyar	0.00	0.00	0.00	0.00	0.00	<b>0.00</b>
Nandhiyar - Kulaiyar	0.00	0.00	0.00	0.00	0.00	<b>0.00</b>
Pachaiyar	0.00	0.00	0.00	0.00	0.00	<b>0.00</b>
Chittar	0.00	0.00	0.00	0.00	0.00	<b>0.00</b>
Uppar	0.00	0.00	0.00	0.00	0.00	<b>0.00</b>
TNIAMP Cell	0.00	0.00	0.00	0.00	0.00	<b>0.00</b>

<b>Total</b>	<b>0.00</b>	<b>0.00</b>	<b>0.00</b>	<b>0.00</b>	<b>0.00</b>	<b>0.00</b>	
--------------	-------------	-------------	-------------	-------------	-------------	-------------	--





**PHASE - II - IV<sup>th</sup> Year Expenditure sub basin wise details**

<b>Sub basin Name</b>	<b>Expenditure for the year of 2022-2023 for 2024-2025 (Amount in Rupees)</b>					
	<b>Mgt. cost</b>	<b>Input</b>	<b>IEC</b>	<b>Drip &amp; Accessories</b>	<b>I.C</b>	<b>Total</b>
Lower Pennaiyar	0.00	0.00	0.00	0.00	0.00	<b>0.00</b>
Nandhiyar	0.00	0.00	0.00	0.00	0.00	<b>0.00</b>
Pambar	0.00	0.00	0.00	0.00	0.00	<b>0.00</b>
Vaniyar	0.00	0.00	0.00	0.00	0.00	<b>0.00</b>
Agaramaru	0.00	0.00	0.00	0.00	0.00	<b>0.00</b>
Aliyar	0.00	0.00	0.00	0.00	0.00	<b>0.00</b>
LC - Aduthurai	0.00	0.00	0.00	0.00	0.00	<b>0.00</b>
LC-Vridhachalam	0.00	0.00	0.00	0.00	0.00	<b>0.00</b>
Mettur Noyyal	0.00	0.00	0.00	0.00	0.00	<b>0.00</b>
Thirumanimuthar	0.00	0.00	0.00	0.00	0.00	<b>0.00</b>
Karaiyottanar	0.00	0.00	0.00	0.00	0.00	<b>0.00</b>
Aiyar	0.00	0.00	0.00	0.00	0.00	<b>0.00</b>
Nandhiyar - Kulaiyar	0.00	0.00	0.00	0.00	0.00	<b>0.00</b>
Pachaiyar	0.00	0.00	0.00	0.00	0.00	<b>0.00</b>
Chittar	0.00	0.00	0.00	0.00	0.00	<b>0.00</b>
Uppar	0.00	0.00	0.00	0.00	0.00	<b>0.00</b>
TNIAMP Cell	0.00	0.00	0.00	0.00	0.00	<b>0.00</b>

<b>Total</b>	<b>0.00</b>	<b>0.00</b>	<b>0.00</b>	<b>0.00</b>	<b>0.00</b>	<b>0.00</b>
--------------	-------------	-------------	-------------	-------------	-------------	-------------





**PHASE - II - V<sup>th</sup> Year Expenditure sub basin wise details**

Sub basin Name	Expenditure for the year of 2023-2024 for 2024-25(Amount in Rupees)					
	Mgt. cost	Input	IEC	Drip & Access ories	I.C	Total
Lower Pennaiyar	0.00	0.00	0.00	0.00	0.00	<b>0.00</b>
Nandhiyar	0.00	0.00	0.00	0.00	0.00	0.00
Pambar	0.00	0.00	0.00	0.00	0.00	0.00
Vaniyar	0.00	0.00	0.00	0.00	0.00	0.00
Agaramaru	0.00	0.00	0.00	0.00	0.00	0.00
Aliyar	0.00	0.00	0.00	0.00	0.00	0.00
LC - Aduthurai	0.00	0.00	0.00	0.00	0.00	<b>0.00</b>
LC-Vridhachalam	0.00	0.00	0.00	0.00	0.00	<b>0.00</b>
Mettur Noyyal	0.00	0.00	0.00	0.00	0.00	<b>0.00</b>
Thirumanimuthar	0.00	0.00	0.00	0.00	0.00	<b>0.00</b>
Karaipottanar	0.00	0.00	0.00	0.00	0.00	<b>0.00</b>
Aiyyar	0.00	0.00	0.00	0.00	0.00	<b>0.00</b>
Nandhiyar - Kulaiyar	0.00	0.00	0.00	0.00	0.00	<b>0.00</b>
Pachaiyar	0.00	0.00	0.00	0.00	0.00	<b>0.00</b>
Chittar	0.00	0.00	0.00	0.00	0.00	<b>0.00</b>
Uppar	0.00	0.00	0.00	0.00	0.00	<b>0.00</b>
TNIAMP Cell	0.00	0.00	0.00	0.00	0.00	<b>0.00</b>

<b>Total</b>	<b>0.00</b>	<b>0.00</b>	<b>0.00</b>	<b>0.00</b>	<b>0.00</b>	<b>0.00</b>
--------------	-------------	-------------	-------------	-------------	-------------	-------------

<b>PHASE - II - Consolidated Expenditure sub basin wise details</b>							
<b>Sub basin Name</b>	<b>Expenditure for the year 2023-2024 for 2024-25 (Amount in Rupees)</b>						
	<b>Mgt. cost</b>	<b>Input</b>	<b>IEC</b>	<b>Drip &amp; Accessories</b>	<b>I.C</b>	<b>Total</b>	
Lower Pennaiyar	0.00	0.00	0.00	0.00	0.00	<b>0.00</b>	
Nandhiyar	0.00	0.00	0.00	0.00	0.00	<b>0.00</b>	
Pambar	0.00	0.00	0.00	0.00	0.00	<b>0.00</b>	
Vaniyar	0.00	0.00	0.00	0.00	0.00	<b>0.00</b>	
Agaramaru	0.00	0.00	0.00	0.00	0.00	<b>0.00</b>	
Aliyar	0.00	0.00	0.00	0.00	0.00	<b>0.00</b>	

LC - Aduthurai	0.00	0.00	0.00	0.00	0.00	<b>0.00</b>	
LC-Vridhachalam	0.00	0.00	0.00	0.00	0.00	<b>0.00</b>	
Mettur Noyyal	0.00	0.00	0.00	0.00	0.00	<b>0.00</b>	
Thirumanimuthar	0.00	0.00	0.00	0.00	0.00	<b>0.00</b>	
Karaiyottanar	0.00	0.00	0.00	0.00	0.00	<b>0.00</b>	
Aiyar	0.00	0.00	0.00	0.00	0.00	<b>0.00</b>	
Nandhiyar Kulaiyar	0.00	0.00	0.00	0.00	0.00	<b>0.00</b>	
Pachaiyar	0.00	0.00	0.00	0.00	0.00	<b>0.00</b>	
Chittar	0.00	0.00	0.00	0.00	0.00	<b>0.00</b>	
Uppar	0.00	0.00	0.00	0.00	0.00	<b>0.00</b>	
TNIAMP Cell	0.00	0.00	0.00	0.00	0.00	<b>0.00</b>	
<b>Total</b>	<b>0.00</b>	<b>0.00</b>	<b>0.00</b>	<b>0.00</b>	<b>0.00</b>	<b>0.00</b>	

<b>Sub basin</b>	<b>Year</b>	<b>Amount (in Rs.)</b>	<b>Pg.No.</b>
<b>Phase-II</b>	2021-22	0	41
	2022-23	0	42
	2023-24	0	43
<b>Total</b>		<b>0</b>	

**PHASE - III - I<sup>st</sup> Year Expenditure sub basin wise details**

Sub basin Name	Expenditure for the year 2021-2022 for 2024-2025 .(Amount in Rupees)						
	Mgt. cost	Input	IEC	Drip & Accessories	I.C	Total	
Cheyar	0.00	0.00	0.00	0.00	0.00	<b>0.00</b>	
Chinnar	0.00	0.00	0.00	0.00	0.00	<b>0.00</b>	
Gummidipoondi	0.00	0.00	0.00	0.00	0.00	<b>0.00</b>	
Manimukthanadhi	0.00	0.00	0.00	0.00	0.00	<b>0.00</b>	
Musukundanadhi	0.00	0.00	0.00	0.00	0.00	<b>0.00</b>	
Paravanar	0.00	0.00	0.00	0.00	0.00	<b>0.00</b>	
Vegavathy	0.00	0.00	0.00	0.00	0.00	<b>0.00</b>	
Marudaiyar	0.00	0.00	0.00	0.00	0.00	<b>0.00</b>	
Nambiyar	0.00	0.00	0.00	0.00	0.00	<b>0.00</b>	
TNIAMP Cell	0.00	0.00	0.00	0.00	0.00	<b>0.00</b>	
<b>Total</b>	<b>0.00</b>	<b>0.00</b>	<b>0.00</b>	<b>0.00</b>	<b>0.00</b>	<b>0.00</b>	





<b>PHASE - III - II<sup>nd</sup> Year Expenditure sub basin wise details</b>							
<b>Sub basin Name</b>	<b>Expenditure for the year 2022-2023 for 2024-2025 (Amount in Rupees)</b>						
	<b>Mgt. cost</b>	<b>Input</b>	<b>IEC</b>	<b>Drip &amp; Accessories</b>	<b>I.C</b>	<b>Total</b>	
Cheyar	0.00	0.00	0.00	0.00	0.00	<b>0.00</b>	
Chinnar	0.00	0.00	0.00	0.00	0.00	<b>0.00</b>	
Gummidipoondi	0.00	0.00	0.00	0.00	0.00	<b>0.00</b>	
Manimukthanadhi	0.00	0.00	0.00	0.00	0.00	<b>0.00</b>	
Musukundanadhi	0.00	0.00	0.00	0.00	0.00	<b>0.00</b>	
Paravanar	0.00	0.00	0.00	0.00	0.00	<b>0.00</b>	
Vegavathy	0.00	0.00	0.00	0.00	0.00	<b>0.00</b>	
Marudaiyar	0.00	0.00	0.00	0.00	0.00	<b>0.00</b>	
Nambiyar	0.00	0.00	0.00	0.00	0.00	<b>0.00</b>	
TNIAMP Cell	0.00	0.00	0.00	0.00	0.00	<b>0.00</b>	
<b>Total</b>	<b>0.00</b>	<b>0.00</b>	<b>0.00</b>	<b>0.00</b>	<b>0.00</b>	<b>0.00</b>	





<b>PHASE - III - III<sup>rd</sup> Year Expenditure sub basin wise details</b>						
<b>Sub basin Name</b>	<b>Expenditure for the year 2023-2024 for 2024-25 (Amount in Rupees)</b>					
	<b>Mgt. cost</b>	<b>Input</b>	<b>IEC</b>	<b>Drip &amp; Accessories</b>	<b>I.C</b>	<b>Total</b>
Cheyyar	0.00	0.00	0.00	0.00	0.00	<b>0.00</b>
Chinnar	0.00	0.00	0.00	0.00	0.00	<b>0.00</b>
Gummidipoondi	0.00	0.00	0.00	0.00	0.00	<b>0.00</b>
Manimukthanadhi	0.00	0.00	0.00	0.00	0.00	<b>0.00</b>
Musukundanadhi	0.00	0.00	0.00	0.00	0.00	<b>0.00</b>
Paravanar	0.00	0.00	0.00	0.00	0.00	<b>0.00</b>
Vegavathy	0.00	0.00	0.00	0.00	0.00	<b>0.00</b>
Marudaiyar	0.00	0.00	0.00	0.00	0.00	<b>0.00</b>
Nambiyar	0.00	0.00	0.00	0.00	0.00	<b>0.00</b>
TNIAMP Cell	0.00	0.00	0.00	0.00	0.00	<b>0.00</b>
<b>Total</b>	<b>0.00</b>	<b>0.00</b>	<b>0.00</b>	<b>0.00</b>	<b>0.00</b>	<b>0.00</b>

<b>PHASE - III - IV<sup>th</sup> Year Expenditure sub basin wise details</b>						
<b>Sub basin Name</b>	<b>Expenditure for the year 2024-2025 (Amount in Rupees)</b>					
	<b>Mgt. cost</b>	<b>Input</b>	<b>IEC</b>	<b>Drip &amp; Accessories</b>	<b>I.C</b>	<b>Total</b>
Cheyyar	460913	367245	9110	0.00	0.00	<b>837268</b>

Chinnar	0.00	0.00	0.00	0.00	0.00	0.00	
Gummidipoondi	0.00	0.00	0.00	0.00	0.00	0.00	
Manimukthanadhi	0.00	0.00	0.00	0.00	0.00	0.00	
Musukundanadhi	0.00	0.00	0.00	0.00	0.00	0.00	
Paravanar	96128	318660	10600	0.00	0.00	<b>425388</b>	
Vegavathy	230000	132012	48000	0.00	0.00	<b>410012</b>	
Marudaiyar	0.00	0.00	0.00	0.00	0.00	0.00	
Nambiyar	0.00	0.00	0.00	0.00	0.00	0.00	
TNIAMP Cell	3245329	2918886	6775546	3021469	0.00	<b>15961230</b>	
<b>Total</b>	<b>4032370</b>	<b>3736803</b>	<b>6843256</b>	<b>3021469</b>	<b>0.00</b>	<b>17633898</b>	

<b>PHASE - III - Consolidated Expenditure sub basin wise details</b>							
<b>Sub basin Name</b>	<b>Expenditure for the year 2023-2024 for 2024-25 (Amount in Rupees)</b>						
	<b>Mgt. cost</b>	<b>Input</b>	<b>IEC</b>	<b>Drip &amp; Accessories</b>	<b>I.C</b>	<b>Total</b>	
Cheyar	460913	367245	9110	0.00	0.00	<b>837268</b>	
Chinnar	0.00	0.00	0.00	0.00	0.00	0.00	
Gummidipoondi	0.00	0.00	0.00	0.00	0.00	0.00	
Manimukthanadhi	0.00	0.00	0.00	0.00	0.00	0.00	
Musukundanadhi	0.00	0.00	0.00	0.00	0.00	0.00	
Paravanar	96128	318660	10600	0.00	0.00	<b>425388</b>	
Vegavathy	230000	132012	48000	0.00	0.00	<b>410012</b>	
Marudaiyar	0.00	0.00	0.00	0.00	0.00	0.00	
Nambiyar	0.00	0.00	0.00	0.00	0.00	0.00	

TNIAMP Cell	3245329	2918886	6775546	3021469	0.00	<b>15961230</b>	
<b>Total</b>	<b>4032370</b>	<b>3736803</b>	<b>6843256</b>	<b>3021469</b>	<b>0.00</b>	<b>17633898</b>	

<b>Sub basin</b>	<b>Year</b>	<b>Amount</b>	<b>Pg.No.</b>
<b>Phase-III</b>	2021-22	0	45
	2022-23	0	46
	2023-24	0	47
	2024-25	17633898	47
<b>Total</b>		<b>17633898</b>	

<b>PHASE -IV - I<sup>st</sup> Year Expenditure sub basin wise details</b>							
<b>Sub basin Name</b>	<b>Expenditure for the year 2022-2023 for 2024-2025 (Amount in Rupees)</b>						
	<b>Mgt. cost</b>	<b>Input</b>	<b>IEC</b>	<b>Drip &amp; Accessories</b>	<b>I.C</b>	<b>Total</b>	
Nandhiyar Kulaiyar	0.00	0.00	0.00	0.00	0.00	0.00	
Ponnai	0.00	0.00	0.00	0.00	0.00	0.00	
Sathaiyar	0.00	0.00	0.00	0.00	0.00	0.00	
Therkkar	0.00	0.00	0.00	0.00	0.00	0.00	
Aliyar	0.00	0.00	0.00	0.00	0.00	0.00	
Thurinjalur	0.00	0.00	0.00	0.00	0.00	0.00	
Lower Vaigai	0.00	0.00	0.00	0.00	0.00	0.00	
Lower Vellar	0.00	0.00	0.00	0.00	0.00	0.00	
CDZ-Thanjavur	0.00	0.00	0.00	0.00	0.00	0.00	
CDZ-Tiruvavur	0.00	0.00	0.00	0.00	0.00	0.00	
CDZ-Nagapattinam	0.00	0.00	0.00	0.00	0.00	0.00	
TNIAMP cell	0.00	0.00	0.00	0.00	0.00	0.00	

<b>Total</b>	<b>0.00</b>	<b>0.00</b>	<b>0.00</b>	<b>0.00</b>	<b>0.00</b>	<b>0.00</b>	
--------------	-------------	-------------	-------------	-------------	-------------	-------------	--

<b>PHASE -IV - II<sup>nd</sup> Year Expenditure sub basin wise details</b>	
--	--

Sub basin Name	Expenditure for the year 2023-2024 for 2024-25 (Amount in Rupees)						
	Mgt. cost	Input	IEC	Drip & Accessories	I.C	Total	
Nandhiyar Kulaiyar	0.00	0.00	0.00	0.00	0.00	0.00	
Ponnai	0.00	0.00	0.00	0.00	0.00	0.00	
Sathaiyar	0.00	0.00	0.00	0.00	0.00	0.00	
Therkkar	0.00	0.00	0.00	0.00	0.00	0.00	
Aliyar	0.00	0.00	0.00	0.00	0.00	0.00	
Thurinjalur	0.00	0.00	0.00	0.00	0.00	0.00	
Lower Vaigai	0.00	0.00	0.00	0.00	0.00	0.00	
Lower Vellar	0.00	0.00	0.00	0.00	0.00	0.00	
CDZ-Thanjavur	0.00	0.00	0.00	0.00	0.00	0.00	
CDZ-Tiruvarur	0.00	0.00	0.00	0.00	0.00	0.00	
CDZ-Nagapattinam	0.00	0.00	0.00	0.00	0.00	0.00	
TNIAMP cell	0.00	0.00	0.00	0.00	0.00	0.00	
<b>Total</b>	<b>0.00</b>	<b>0.00</b>	<b>0.00</b>	<b>0.00</b>	<b>0.00</b>	<b>0.00</b>	

<b>PHASE -IV - III<sup>rd</sup> Year Expenditure sub basin wise details</b>							
<b>Sub basin Name</b>	<b>Expenditure for the year 2024-25 (Amount in Rupees)</b>						
	<b>Mgt. cost</b>	<b>Input</b>	<b>IEC</b>	<b>Drip &amp; Accessories</b>	<b>I.C</b>	<b>Total</b>	
Nandhiyar Kulaiyar	0.00	0.00	0.00	0.00	0.00	0.00	
Ponnai	0.00	0.00	0.00	0.00	0.00	0.00	
Sathaiyar	0.00	0.00	0.00	0.00	0.00	0.00	
Therkkar	0.00	0.00	0.00	0.00	0.00	0.00	
Aliyar	0.00	0.00	0.00	0.00	0.00	0.00	
Thurinjar	0.00	0.00	0.00	0.00	0.00	0.00	
Lower Vaigai	0.00	0.00	0.00	0.00	0.00	0.00	
Lower Vellar	440000	1100000	75000	0.00	0.00	<b>1615000</b>	
CDZ-Thanjavur	0.00	0.00	0.00	0.00	0.00	0.00	

CDZ-Tiruvarur	0.00	0.00	0.00	0.00	0.00	0.00	
CDZ-Nagapattinam	0.00	0.00	0.00	0.00	0.00	0.00	
TNIAMP cell	0.00	0.00	0.00	0.00	0.00	0.00	
<b>Total</b>	<b>440000</b>	<b>1100000</b>	<b>75000</b>	<b>0.00</b>	<b>0.00</b>	<b>1615000</b>	

**PHASE - IV - Consolidated Expenditure sub basin wise details**

Sub basin Name	Expenditure for the year 2024-25 (Amount in Rupees)					
	Mgt. cost	Input	IEC	Drip & Accessories	I.C	Total
Nandhiyar Kulaiyar	0.00	0.00	0.00	0.00	0.00	0.00
Ponnai	0.00	0.00	0.00	0.00	0.00	0.00
Sathaiyar	0.00	0.00	0.00	0.00	0.00	0.00
Therkkar	0.00	0.00	0.00	0.00	0.00	0.00
Aliyar	0.00	0.00	0.00	0.00	0.00	0.00
Thurinjalar	0.00	0.00	0.00	0.00	0.00	0.00
Lower vaigai	0.00	0.00	0.00	0.00	0.00	0.00
Lower vellar	440000	1100000	75000	0.00	0.00	<b>1615000</b>
CDZ-Thanjavur	0.00	0.00	0.00	0.00	0.00	0.00
CDZ-Tiruvarur	0.00	0.00	0.00	0.00	0.00	0.00
CDZ-Nagapattinam	0.00	0.00	0.00	0.00	0.00	0.00
TNIAMP cell	0.00	0.00	0.00	0.00	0.00	0.00
<b>Total</b>	<b>440000</b>	<b>1100000</b>	<b>75000</b>	<b>0.00</b>	<b>0.00</b>	<b>1615000</b>

Sub basin	Year	Amount	Pg.No.
-----------	------	--------	--------

<b>Phase-IV</b>	2022-23	0	49
	2023-24	0	50
	2024-25	1615000	51
<b>Total</b>		<b>48374823</b>	





**Consolidated Expenditure**

Details	Expenditure for the year 2024-25 (In Rupees)								
	Mgt. cost	Input	IEC	Drip & Accessories	I.C	HO Trng. Int. conf	Cornell	Model Village	Total
Phase I - Spill Over (2017-18) for 2023-24	0.00	0.00	0.00	0.00	0.00	0.00	0.00	0.00	<b>0.0</b>
Phase I - II <sup>nd</sup> Year (Spill Over 2019-20) for 2023-24	0.00	0.00	0.00	0.00	0.00	0.00	0.00	0.00	<b>0.0</b>
Phase I - III <sup>rd</sup> Year (Spill Over 2020-21) for 2023-24	0.00	0.00	0.00	0.00	0.00	0.00	0.00	0.00	<b>0.0</b>
Phase I - IV <sup>th</sup> Year (Spill Over 2021-22) for 2023-24	0.00	0.00	0.00	0.00	0.00	0.00	0.00	0.00	<b>0.0</b>
Phase I - V <sup>th</sup> Year (Spill Over 2022-23) for 2023-24	0.00	0.00	0.00	0.00	0.00	0.00	0.00	0.00	<b>0.0</b>
Phase I - VI <sup>th</sup> Year 2023-24	0.00	0.00	0.00	0.00	0.00	0.00	0.00	0.00	<b>0.0</b>
Phase I - Model Village	0.00	0.00	0.00	0.00	0.00	0.00	0.00	0.00	<b>0.0</b>
Phase II - (Spill Over 2019-20) for 2023-24	0.00	0.00	0.00	0.00	0.00	0.00	0.00	0.00	<b>0.0</b>
Phase II - II <sup>nd</sup> year (Spill Over 2020-21) for 2023-24	0.00	0.00	0.00	0.00	0.00	0.00	0.00	0.00	<b>0.0</b>
Phase II - III <sup>rd</sup> year (Spill Over 2021-22) for 2023-24	0.00	0.00	0.00	0.00	0.00	0.00	0.00	0.00	<b>0.0</b>
Phase II - IV <sup>th</sup> Year (Spill Over 2022-23) for 2023-24	0.00	0.00	0.00	0.00	0.00	0.00	0.00	0.00	<b>0.0</b>
Phase II - V <sup>th</sup> Year 2023-24	0.00	0.00	0.00	0.00	0.00	0.00	0.00	0.00	<b>0.0</b>
Phase II -Model Village	0.00	0.00	0.00	0.00	0.00	0.00	0.00	0.00	<b>0.0</b>
Phase III - I <sup>st</sup> Year (Spill Over 2021-22) for 2023-24	0.00	0.00	0.00	0.00	0.00	0.00	0.00	0.00	<b>0.0</b>
Phase III - II <sup>nd</sup> Year (Spill Over 2022-23) for 2023-24	0.00	0.00	0.00	0.00	0.00	0.00	0.00	0.00	<b>0.0</b>
Phase III - III <sup>rd</sup> year 2023-24	0.00	0.00	0.00	0.00	0.00	0.00	0.00	0.00	<b>0.0</b>
Phase III - IV <sup>th</sup> year 2024-25	4032370	3736803	6843256	3021469	0	0	0	0	<b>17633898</b>
Phase III - Model Village 2024-25	0.00	0.00	0.00	0.00	0.00	0.00	0.00	945391	<b>945391</b>

Phase IV - Spill Over (2022-23) for 2023-24	0.00	0.00	0.00	0.00	0.00	0.00	0.00	0.00	<b>0.0</b>
Phase IV - II <sup>nd</sup> Year 2023-24	0.00	0.00	0.00	0.00	0.00	0.00	0.00	0.00	<b>0.0</b>
Phase IV - III <sup>rd</sup> Year 2024-25	440000	1100000	75000	0.00	0.00	0.00	0.00	0.00	<b>1615000</b>
Phase IV - Model Village 2024-25	0.00	0.00	0.00	0.00	0.00	0.00	0.00	2887956	<b>2887956</b>
2024-25 -International Conference	0.00	0.00	0.00	0.00	0.00	4800000	0.00	0.00	<b>4800000</b>
Cornel Collaborative Project for 2024-25	0.00	0.00	0.00	0.00	0.00	0.00	7148362	0.00	<b>7148362</b>
International Training for Horticultural Officers for 2024-25	0	0	0	0	0	249949	0	0	<b>249949</b>
<b>Total</b>	<b>4472370</b>	<b>4836803</b>	<b>6918256</b>	<b>3021469</b>	<b>0.0</b>	<b>5049949</b>	<b>7148362</b>	<b>3833347</b>	<b>35280556</b>

## 9) Budget

Tamil Nadu Irrigated Agriculture Modernization Project(TN-IAMP)- Master register of Sub basin wise amount disbursement register not maintained-defects regarding:

In TNAU, the Scheme Tamil Nadu Irrigated Agriculture Modernization Project(TN-IAMP) has run from 2017, but in this centre the master register of sub basin wise , scheme wise and year wise amount disbursement register not maintained .

TN-IAMP scheme total amount received from the scheme period, and disbursement amount to the sub basin, year wise and scheme wise and balance amount if any in the sub basin carried over to next year , and unclaimed expenditure ( excess expenditure) in the sub basin cannot be ascertained in the audit due to non maintenance of this grant register.

More over target details of the sub basin and achieved details of that target if any balance target in sub basin individual wise cannot be ascertained in the audit due to non maintenance of this grant register.

It should be prepared from the commencement of the scheme to audit period 2024-25 and produce to audit.

Hence take the necessary action to rectify the above defect, and the fact may be intimate to audit.

## 10) Annual Accounts Defects Schemes

TN-IAMP - Register of closed sub basin details not maintain in this office- defects regarding:

### **TN-IAMP - Register of closed sub basin details not maintain in this office- defects regarding:**

In TNAU TN-IAMP 2024-25 sub basin audit, in most of the sub basin of Phase I and Phase II were non active and mostly accounts were closed in 2023-24. But details of closed sub-basins not maintained in this office. The office order should be published when the sub-basin were closed or march of the every and the details must enter in the closed sub centre register.

Hence take the necessary action to rectify the above defect, and the fact may be intimate to audit.

## **11) Facts observed over purchases of Books and Magazines**

Money value forms register-Not maintained-Defects-Regarding:-

### **Money value forms register-Not maintained-Defects-Regarding:-**

In TNAU,TN-IAMP 2024-25 audit, Money value forms register not maintained in this office.

Due to non maintain of this register, how many money value forms intended to press (Bill Book, Free Transfer Book.,etc) from this office or purchased from outside and how many supplied, and howmany used and unused bill book and free transfer book details correctness cannot ascertained in audit.

So, it should be maintained from the starting of that scheme and till the audit period.

Hence take the necessary action to rectify the above defect, and the fact may be intimate to audit.

## 12) Advances

Registers- Advance Register not maintained properly- Defects regarding:-

### **Registers- Advance Register not maintained properly- Defects regarding:-**

In TNAU, TN-IAMP 2024-25 audit, Advance register not maintained in properly this office.

- running Page number not seriously.
- Continuous Serial number not provide i.e., 1,2,3., upto the every financial year. So how many advances issued, adjusted/settled of advance and balance of advance/unsettled advance details correctness cannot ascertained in audit.
- The abstract of every year advances issue, adjusted and unadjusted details not maintain.
- So, Unadjusted advance details of every year , cannot ascertained in audit
- Long pending advance details not known to audit.

So, it should be maintained from the starting of that scheme and till the audit period.

Hence take the necessary action to rectify the above defect, and the fact may be intimate to audit.

### **13) Advances**

Register- 5% of Bank Gurantee register not maintained-Defects regarding:-

#### **Register- 5% of Bank Gurantee register not maintained-Defects regarding:-**

In TNAU,TN-IAMP 2024-25 audit, 5% of Bank Guarantee register not maintained this office.

In this center/office in practice, 5% of bill amount has been deducted and kept in this office in the name of bank guarantee for supply of drip irrigation and modernization products suppliers.

But, in this office the 5% bank guarantee details maintained, in fly leafs of computer print sheet instead of bank guarantee register. Due to non maintain of this register, in last years deducted amount and its company bills details, refund amount details and balance details amount correctness details cannot ascertained in audit. So,current year refund amount correctness details cannot ascertained in audit. If any defalcation find in this fund in future, the officers were responsible who worked in that the audit period.

So, it should be maintained from the starting of that scheme and till the audit period.

Hence take the necessary action to rectify the above defect, and the fact may be intimate to audit.

#### **14) Defects found out on Scrutiny of Free Transfer Bills**

Expenditure- TN-IAMP - Phase I,II,III&IV - Closing of scheme- Rs. 49,22,874/-  
Free transfer stocks and purchase made in sub basins in all above phase - stock not transferred to Director office & Nodal Officer Coimbatore-defects regarding:

**Expenditure- TN-IAMP - Phase I,II,III&IV - Closing of scheme- Rs. 49,22,874/- Free transfer stocks and purchase made in sub basins in all above phase - stock not transferred to Director office & Nodal Officer Coimbatore-defects regarding:**

Letter No. D/WTC/TNAU/TNIAMP/Purchase of computers with UPS and printers/FTB/2019 dated 23.12.2019 and other letters of the similar context

During the course of audit, based on the above letter of free transfer stock register along with the Dead Stock register of the various sub basins Rs. 49,22,874/- (as per annexure) and any stock purchased in the scheme in sub basins ,it was noticed that most of the stocks were not transferred to TN-IAMP cell after the closure of the sub basins. It was also observed in audit, that most of the Sub-basins, the stocks which were Free Transfer or purchased in this scheme, that have been transfer in the regular scheme of that centre, without get the permission either the Director/Funding Agency. Some sub-basins were not maintain/update the stock register. It should be avoided. All Sub-basins should maintain and update the Stock Register and it must be produce to audit.

Hence those items which were transferred from here,should either be

- 1.Returned to the TN-IAMP cell ,it must be ensured that the stocks are in good condition.
- 2.Or this must be informed to the funding agency and necessary steps should be taken to either transfer them to other TN-IAMP /WORLD BANK schemes .

Hence take the necessary action to rectify the above defect, and the fact may be intimate to audit.



## 15) Advances

5% of Bank Gurantee REFUND - 5% of Bank Gurantee REGISTER NOT MAINTAINED -- DEFECTS - Rs.25,99,922/-

### **5% of Bank Gurantee REFUND - 5% of Bank Gurantee REGISTER NOT MAINTAINED -- DEFECTS - Rs.25,99,922/-**

During the audit period 2024-25, 5% of Bank Gurantee was returned that the following companies in the audit period.

But, in this office the 5% bank guarantee details maintained, in fly leaves of computer printed sheets instead of maintain bank guarantee register. Due to non maintain of this register, in last years deducted amount and its company bills details, refund amount details and balance details amount correctness details cannot ascertained in audit. So, Rs.25,99,922/- current year refund amount correctness details cannot ascertained in audit. If any defalcation find in this fund in future, the officers were responsible who worked in that the audit period.

No register is maintained having details of receipt of 5% of Bank Gurantee in company-wise, year-wise and refund of the same to the company year wise and balance amount if any and abstract of every year Therefore, it could not ascertained in audit how much money was received as 5% of Bank Gurantee, whether all the sum was returned and if any balance is pending refund.

Sl. No.	Voucher No./Date	Payment to	Name of the Head	Amount (Rs.)
1.	96/05.10.25	M/s.Kothari Agritech Pvt.Ltd.,Salem	Refund of 5% Bank Guarantee	4,04,815
2.	217/31.01.25	M/s. Rivulis Irrigation India Pvt.Ltd., Coimbatore	Refund of 5% Bank Guarantee	6,90,501
3.	218/31.0.2025	M/s. Rivulis Irrigation India Pvt.Ltd., Coimbatore	Refund of 5% Bank Guarantee	3,85,952

4.	245/13.02.2025	M/s.Allwin Pipes, Erode.	Refund of 5% Bank Guarantee	63,869
5.	270/28.02.2025	M/s.Signet Industries Ltd	Refund of 5% Bank Guarantee	1,65,871
6.	278/13.03.2025	M/s.Kothari Agritech Pvt.Ltd.	Refund of 5% Bank Guarantee	7,43,082
7.	331/31.03.2025	M/s.SKIPPER-METZER INDIA LLP	Refund of 5% Bank Guarantee	1,45,832
		Total		25,99,922

Hence a separate register having the above details may be maintained and shown to audit.

## **16) Bank Reconciliation Statement**

### DETAILS OF RECEIPTS AND CHARGES

Separate cash books and accounts were maintained by each sub-basin for the implementation of TN-IAMP Project for the period 2017-2025. The receipts, expenditure and closing balance as per cash books maintained in each sub-basin are detailed in

•





**TAMIL NADU AGRICULTURAL UNIVERSITY**

**TN-IAM Project - Financial Statement for the year 2024-25**

**PHASE - I, II, III & IV**

**General Abstract**

<b>Receipts</b>	<b>Amount (Rs.)</b>		<b>Expenditure</b>	<b>Amount (Rs.)</b>
Opening Balance as on 01.04.2024	29099736.29		<b>Expr.</b>	3525439.00
<b>Grant from GOV.</b>	50265000.00		<b>Sub basin expenditure in TN IAMP CELL</b>	41668305.00
<b>Transfer of funds</b>	4134000.00		<b>Refund of unspent Amount</b>	8580847.86
<b>Others Rs.8650132.70 Gurantee 5% Rs.91062 Rs.9000</b>	<b>Bank &amp; LA</b> 8750194.70		<b>Tr. of funds</b>	4134000.00
<b>Receipts (Bank Interest)</b>	854968.70		<b>Interest Transferd to Govertment</b>	14790241.98
<b>Advance Adustment</b>	3970414.00		<b>Bank Charges</b>	45684.00
	0		<b>Dep. Exp. (Bank Guarantee)</b>	2599922.00
	0		<b>Total</b>	<b>75344440.34</b>
	<b>0.00</b>		<b>Closing Balance</b>	<b>21729873.35</b>
<b>Grant total</b>	<b>97074313.69</b>		<b>Grant Total</b>	<b>97074313.69</b>

## TNAU, TN-IAMP

### Abstract of Phase I, II, III, IV for the year 2024 - 2025

S.No.	Sub Basins	Opening Balance	Grant from GOV.	Transfer of funds	Others	Receipts (Bank Interest)	Advance Adjustment	Total	Expr.	Sub basin expenditure in TN IAMP CELL	Refund of unspent Amount	Tr. of funds	Interest Transferd to Government	Bank Charges	Dep. Exp. (Bank Guarantee)	Closing Balance
1	I	21839918.9	50265000	0	8715393	766583	3970414	85557309	0	41668305	1659035	4134000	14790242	265.5	2599922	20705539
2	II	3064360.26	0	0	4137	38361.6	0	3106858.9	0	0	3105333	0	0	1357	0	169
3	III	2759705.18	0	2784000	29120	36449	0	5609274.2	2242268	0	2603827	0	0	44062	0	719116.78
4	IV	1435752.9	0	1350000	1545	13574.9	0	2800872.8	1283171	0	1212653	0	0	0	0	305049.1
	Dif	-0.93						-0.93	0	0	0	0	0	0	0	-0.93
		<b>29099736</b>	<b>50265000</b>	<b>4134000</b>	<b>8750195</b>	<b>854969</b>	<b>3970414</b>	<b>97074314</b>	<b>3525439</b>	<b>41668305</b>	<b>8580848</b>	<b>4134000</b>	<b>14790242</b>	<b>45685</b>	<b>2599922</b>	<b>21729873.35</b>

Tamil Nadu Agricultural University

Tamil Nadu Irrigated Agriculture Modernization Project (TNIAMP)

TN-IAMP - Consolidated Statement 2024-25 - Phase I

S.No.	Sub Basins	Opening Balance	Grant from GOV.	Transfer of funds	Others	Receipts (Bank Interest)	Advance Adjustment	Total	Expr.	Sub basin expenditure in TN IAMP CELL	Refund of unspent Amount	Tr. of funds	Interest Transfered to Government	Bank Charges	Dep. Exp. (Bank Guarantee)	Closing Balance
1	Lower Palar	30384.80		0.00	16790.00	1203.20	0.00	<b>48378.00</b>	0.00	0.00	48378.00	0.00	0.00	0.00	0.00	<b>0.00</b>
2	Nagarayar	0.00		0.00	0.00	0.00	0.00	<b>0.00</b>	0.00	0.00	0.00	0.00	0.00	0.00	0.00	<b>0.00</b>
3	Lower Vellar	0.10		0.00	0.00	0.00	0.00	<b>0.10</b>	0.00	0.00	0.00	0.00	0.00	0.00	0.00	<b>0.10</b>
4	Krishnagiri to Pambar	125.00		0.00	0.00	1.00	0.00	<b>126.00</b>	0.00	0.00	126.00	0.00	0.00	0.00	0.00	<b>0.00</b>
5	Sathaiyar	431.00		0.00	0.00	6.00	0.00	<b>437.00</b>	0.00	0.00	437.00	0.00	0.00	0.00	0.00	<b>0.00</b>
6	Sirumalaiyar	0.00		0.00	0.00	0.00	0.00	<b>0.00</b>	0.00	0.00	0.00	0.00	0.00	0.00	0.00	<b>0.00</b>
7	Varaghanadhi	0.00		0.00	0.00	0.00	0.00	<b>0.00</b>	0.00	0.00	0.00	0.00	0.00	0.00	0.00	<b>0.00</b>
8	Kousiganadhi	163037.60		0.00	0.00	2614.00	0.00	<b>165651.60</b>	0.00	0.00	165258.60	0.00	0.00	0.00	0.00	<b>393.00</b>
9	Gadananadhi	0.00		0.00	0.00	0.00	0.00	<b>0.00</b>	0.00	0.00	0.00	0.00	0.00	0.00	0.00	<b>0.00</b>
10	Manjalar	0.00		0.00	0.00	0.00	0.00	<b>0.00</b>	0.00	0.00	0.00	0.00	0.00	0.00	0.00	<b>0.00</b>
11	Suruliyar	165730.50		0.00	0.00	2517.50	0.00	<b>168248.00</b>	0.00	0.00	168248.00	0.00	0.00	0.00	0.00	<b>0.00</b>
12	Lower Tamirabharani	850717.50		0.00	0.00	13750.50	0.00	<b>864468.00</b>	0.00	0.00	864468.00	0.00	0.00	0.00	0.00	<b>0.00</b>
13	Lower Vaigai	0.00		0.00	0.00	1356.00	0.00	<b>1356.00</b>	0.00	0.00	1356.00	0.00	0.00	0.00	0.00	<b>0.00</b>
14	CDZ - Thanjavur	0.00		0.00	0.00	0.00	0.00	<b>0.00</b>	0.00	0.00	0.00	0.00	0.00	0.00	0.00	<b>0.00</b>
15	CDZ - Tiruvarur	-0.50		0.00	0.50	0.00	0.00	<b>0.00</b>	0.00	0.00	0.00	0.00	0.00	0.00	0.00	<b>0.00</b>
16	CDZ - Nagapattinam	333183.14		0.00	0.00	2840.00	0.00	<b>336023.14</b>	0.00	0.00	336023.14	0.00	0.00	0.00	0.00	<b>0.00</b>
17	Ponnaniyar	0.16		0.00	0.00	0.00	0.00	<b>0.16</b>	0.00	0.00	0.16	0.00	0.00	0.00	0.00	<b>0.00</b>
18	Lower Bhavani	0.00		0.00	0.00	0.00	0.00	<b>0.00</b>	0.00	0.00	0.00	0.00	0.00	0.00	0.00	<b>0.00</b>
19	TN-IAMP-CELL	20222157.08	50265000.00	0.00	8698602.20	741314.00	3970414.00	<b>83897487.28</b>	0.00	41668305.00	0.00	4134000.00	14790241.98	0.00	2599922.00	<b>20705018.30</b>
20	IT Based Activities (Geotagging)	0.00		0.00	0.00	128.00	0.00	<b>128.00</b>	0.00	0.00	0.00	0.00	0.00	0.00	0.00	<b>128.00</b>
21	IT Based Activities (DEMIC)	1112.00		0.00	0.00	208.00	0.00	<b>1320.00</b>	0.00	0.00	1320.00	0.00	0.00	0.00	0.00	<b>0.00</b>
22	IT Based Activities (M.Velanmai)	73040.50		0.00	0.00	645.00	0.00	<b>73685.50</b>	0.00	0.00	73420.00	0.00	0.00	265.50	0.00	<b>0.00</b>
<b>Total</b>		<b>21839918.88</b>	<b>50265000.00</b>	<b>0.00</b>	<b>8715392.70</b>	<b>766583.20</b>	<b>3970414.00</b>	<b>85557308.78</b>	<b>0.00</b>	<b>41668305.00</b>	<b>1659034.90</b>	<b>4134000.00</b>	<b>14790241.98</b>	<b>265.50</b>	<b>2599922.00</b>	<b>20705539.40</b>







Tamil Nadu Agricultural University																
Tamil Nadu Irrigated Agriculture Modernization Project (TNIAMP)																
TN-IAMP - Consolidated Statement 2024-25 - Phase II																
S.No.	Sub Basins	Opening Balance	Grant from GOV.	Transfer of funds	Others	Receipts (Bank Interest)	Advance Adjustment	Total	Expr.	Sub basin expenditure in TN IAMP CELL	Refund of unspent Amount	Tr. of funds	Interest Transferd to Government	Bank Charges	Dep. Exp. (Bank Guarantee)	Closing Balance
1	Lower Pennaiyar	1262620.70	0.00	0.00	2610.00	18231.30	0.00	<b>1283462.00</b>	0.00	0.00	1283285.00	0.00	0.00	177.00	0.00	<b>0.00</b>
2	Nandhiyar	64837.00	0.00	0.00	43.00	440.00	0.00	<b>65320.00</b>	0.00	0.00	65320.00	0.00	0.00	0.00	0.00	<b>0.00</b>
3	Pambar	184400.00	0.00	0.00	1084.00	0.00	0.00	<b>185484.00</b>	0.00	0.00	185484.00	0.00	0.00	0.00	0.00	<b>0.00</b>
4	Vaniyar	28033.00	0.00	0.00	0.00	357.00	0.00	<b>28390.00</b>	0.00	0.00	28390.00	0.00	0.00	0.00	0.00	<b>0.00</b>
5	Agaramaru	64179.00	0.00	0.00	0.00	1144.00	0.00	<b>65323.00</b>	0.00	0.00	65323.00	0.00	0.00	0.00	0.00	<b>0.00</b>
6	Aliyar	104971.50	0.00	0.00	400.00	1600.50	0.00	<b>106972.00</b>	0.00	0.00	106972.00	0.00	0.00	0.00	0.00	<b>0.00</b>
7	LC - Aduthurai	92026.00	0.00	0.00	0.00	383.00	0.00	<b>92409.00</b>	0.00	0.00	92409.00	0.00	0.00	0.00	0.00	<b>0.00</b>
8	LC-Vridhachalam	872.20	0.00	0.00	0.00	333.00	0.00	<b>1205.20</b>	0.00	0.00	1205.20	0.00	0.00	0.00	0.00	<b>0.00</b>
9	Mettur Noyyal	26441.56	0.00	0.00	0.00	1953.00	0.00	<b>28394.56</b>	0.00	0.00	28394.56	0.00	0.00	0.00	0.00	<b>0.00</b>
10	Thirumanimuthar	84705.10	0.00	0.00	0.00	2124.00	0.00	<b>86829.10</b>	0.00	0.00	86829.10	0.00	0.00	0.00	0.00	<b>0.00</b>
11	Karaipottanar	45252.50	0.00	0.00	0.00	270.50	0.00	<b>45523.00</b>	0.00	0.00	44343.00	0.00	0.00	1180.00	0.00	<b>0.00</b>
12	Aiyyar	293553.50	0.00	0.00	0.00	4078.50	0.00	<b>297632.00</b>	0.00	0.00	297632.00	0.00	0.00	0.00	0.00	<b>0.00</b>
13	Nandhiyar - Kulaiyar	33541.00	0.00	0.00	0.00	169.00	0.00	<b>33710.00</b>	0.00	0.00	33541.00	0.00	0.00	0.00	0.00	<b>169.00</b>
14	Pachaiyar	318022.00	0.00	0.00	0.00	5140.00	0.00	<b>323162.00</b>	0.00	0.00	323162.00	0.00	0.00	0.00	0.00	<b>0.00</b>
15	Chittar	46423.50	0.00	0.00	0.00	567.50	0.00	<b>46991.00</b>	0.00	0.00	46991.00	0.00	0.00	0.00	0.00	<b>0.00</b>
16	Uppar	414481.70	0.00	0.00	0.00	1570.30	0.00	<b>416052.00</b>	0.00	0.00	416052.00	0.00	0.00	0.00	0.00	<b>0.00</b>
17	TNIAMP Cell	0.00	0.00	0.00	0.00	0.00	0.00	<b>0.00</b>	0.00	0.00	0.00	0.00	0.00	0.00	0.00	<b>0.00</b>
<b>Total</b>		<b>3064360.26</b>	<b>0.00</b>	<b>0.00</b>	<b>4137.00</b>	<b>38361.60</b>	<b>0.00</b>	<b>3106858.86</b>	<b>0.00</b>	<b>0.00</b>	<b>3105332.86</b>	<b>0.00</b>	<b>0.00</b>	<b>1357.00</b>	<b>0.00</b>	<b>169.00</b>

Tamil Nadu Agricultural University																
Tamil Nadu Irrigated Agriculture Modernization Project (TNIAMP)																
TN-IAMP - Consolidated Statement 2024-25 - Phase III																
S.No.	Sub Basins	Opening Balance	Grant from GOV.	Transfer of funds	Others	Receipts (Bank Interest)	Adv. Adjustment	Total	Expr.	Sub basin expenditure in TN IAMP CELL	Refund of unspent Amount	Tr. of funds	Interest Transferd to Government	Bank Charges	Dep. Exp. (Bank Guarantee)	Closing Balance
1	Cheyar	147023.00	0.00	1324000.00	0.00	6394.00	0.00	<b>1477417.00</b>	1243838.00	0.00	26085.00	0.00	0.00	0.00	0.00	<b>207494.00</b>
2	Chinnar	251756.00	0.00	0.00	0.00	1056.00	0.00	<b>252812.00</b>	0.00	0.00	252812.00	0.00	0.00	0.00	0.00	<b>0.00</b>
3	Gummidipoondi	28466.50	0.00	0.00	20.00	193.00	0.00	<b>28679.50</b>	0.00	0.00	28679.50	0.00	0.00	0.00	0.00	<b>0.00</b>
4	Manimukthanadhi	291102.00	0.00	0.00	0.00	2104.00	0.00	<b>293206.00</b>	0.00	0.00	293206.00	0.00	0.00	0.00	0.00	<b>0.00</b>
5	Musukundanadhi	375238.50	0.00	0.00	0.00	5430.50	0.00	<b>380669.00</b>	0.00	0.00	380669.00	0.00	0.00	0.00	0.00	<b>0.00</b>
6	Paravanar	32967.78	0.00	817000.00	9000.00	4752.00	0.00	<b>863719.78</b>	463418.00	0.00	0.00	0.00	0.00	9000.00	0.00	<b>391301.78</b>
7	Vegavathy	24464.00	0.00	643000.00	20100.00	2831.00	0.00	<b>690395.00</b>	535012.00	0.00	0.00	0.00	0.00	35062.00	0.00	<b>120321.00</b>
8	Marudaiyar	1277254.90	0.00	0.00	0.00	10947.00	0.00	<b>1288201.90</b>	0.00	0.00	1288201.90	0.00	0.00	0.00	0.00	<b>0.00</b>
9	Nambiyar	331432.50	0.00	0.00	0.00	2741.50	0.00	<b>334174.00</b>	0.00	0.00	334174.00	0.00	0.00	0.00	0.00	<b>0.00</b>
10	TNIAMP Cell	0.00	0.00	0.00	0.00	0.00	0.00	<b>0.00</b>	0.00	0.00	0.00	0.00	0.00	0.00	0.00	<b>0.00</b>
<b>Total</b>		<b>2759705.18</b>	<b>0.00</b>	<b>2784000.00</b>	<b>29120.00</b>	<b>36449.00</b>	<b>0.00</b>	<b>5609274.18</b>	<b>2242268.00</b>	<b>0.00</b>	<b>2603827.40</b>	<b>0.00</b>	<b>0.00</b>	<b>44062.00</b>	<b>0.00</b>	<b>719116.78</b>

Tamil Nadu Agricultural University																
Tamil Nadu Irrigated Agriculture Modernization Project (TNIAMP)																
TN-IAMP - Consolidated Statement 2024-25 - Phase IV																
S.No.	Sub Basins	Opening Balance	Grant from GOV.	Transfer of funds	Others	Receipts (Bank Interest)	Adv. Adjustment	Total	Expr.	Sub basin expenditure in TN IAMP CELL	Refund of unspent Amount	Tr. of funds	Interest Transferd to Government	Bank Charges	Dep. Exp. (Bank Guarantee)	Closing Balance
1	Nandhiyar - Kulaiyar	3778.50	0.00	0.00	0.00	0.00	0.00	3778.50	0.00	0.00	3778.50	0.00	0.00	0.00	0.00	0.00
2	Ponnai	75255.00	0.00	0.00	0.00	1285	0.00	76540.00	0.00	0.00	76540.00	0.00	0.00	0.00	0.00	0.00
3	Sathaiyar	60140.60	0.00	0.00	0.00	1492.4	0.00	61633.00	0.00	0.00	61633.00	0.00	0.00	0.00	0.00	0.00
4	Therkkar	358034.10	0.00	0.00	0.00	1888.00	0.00	359922.10	0.00	0.00	359922.10	0.00	0.00	0.00	0.00	0.00
5	Aliyar	82498.00	0.00	0.00	0.00	2907.00	0.00	85405.00	0.00	0.00	0.00	0.00	0.00	0.00	0.00	85405.00
6	Thurinjalur	6350.50	0.00	0.00	0.00	473.5	0.00	6824.00	0.00	0.00	6824.00	0.00	0.00	0.00	0.00	0.00
7	Lower Vaigai	328421.10	0.00	0.00	1545	0.00	0.00	329966.10	0.00	0.00	329966.10	0.00	0.00	0.00	0.00	0.00
8	Lower Vellar	149874.10	0.00	1350000	0.00	2924	0.00	1502798.10	1283171	0.00	0.00	0.00	0.00	0.00	0.00	219627.10
9	CDZ-Thanjavur	361295.00	0.00	0.00	0.00	2170	0.00	363465.00	0.00	0.00	363465.00	0.00	0.00	0.00	0.00	0.00
10	CDZ-Tiruvarur	0.00	0.00	0.00	0.00	17	0.00	17.00	0.00	0.00	0.00	0.00	0.00	0.00	0.00	17.00
11	CDZ-Nagapattinam	10106.00	0.00	0.00	0.00	418	0.00	10524.00	0.00	0.00	10524.00	0.00	0.00	0.00	0.00	0.00
12	TNIAMP Cell	0.00	0.00	0.00	0.00	0.00	0.00	0.00	0.00	0.00	0.00	0.00	0.00	0.00	0.00	0.00
<b>Total</b>		<b>1435752.90</b>	<b>0.00</b>	<b>1350000</b>	<b>1545</b>	<b>13574.90</b>	<b>0.00</b>	<b>2800872.80</b>	<b>1283171</b>	<b>0.00</b>	<b>1212652.70</b>	<b>0.00</b>	<b>0.00</b>	<b>0.00</b>	<b>0.00</b>	<b>305049.10</b>

## Tamil Nadu Agricultural University

### Tamil Nadu Irrigated Agriculture Modernization Project (TN-IAMP)

Sl.No.	Sub Basins	Sub Basin Expenditure								TN IAMP CELL Expenditure								
		Spill over	II <sup>nd</sup> Year	III <sup>rd</sup> year	IV <sup>th</sup> year	V <sup>th</sup> year	VI <sup>th</sup> year	Model Village	Total	Spill Over	II <sup>nd</sup> Year	III <sup>rd</sup> year	IV <sup>th</sup> year	V <sup>th</sup> Year	VI <sup>th</sup> year	New Proposal	Model Village	Total
1	Lower Palar	0.00	0.00	0.00	0.00	0.00	0.00	242730.5	242730.5	0.00	0.00	0.00	0.00	0.00	0.00	0.00	127680	127680
2	Nagariyar	0.00	0.00	0.00	0.00	0.00	0.00	0.00	0.00	0.00	0.00	0.00	0.00	0.00	0.00	0.00	0.00	0.00
3	Lower Vellar	0.00	0.00	145000	0.00	0.00	0.00	0.00	145000	0.00	0.00	0.00	0.00	0.00	0.00	0.00	10785	10785
4	Krishnagiri to Pambar	0.00	0.00	0.00	0.00	0.00	0.00	0.00	0.00	0.00	0.00	0.00	0.00	0.00	0.00	0.00	0.00	0.00
5	Sathaiyar	0.00	0.00	0.00	0.00	0.00	0.00	0.00	0.00	0.00	0.00	0.00	0.00	0.00	0.00	0.00	0.00	0.00
6	Sirumalaiyar	0.00	0.00	0.00	0.00	0.00	0.00	0.00	0.00	0.00	0.00	0.00	0.00	0.00	0.00	0.00	50987	50987
7	Varaghanadhi	0.00	0.00	0.00	0.00	0.00	0.00	0.00	0.00	0.00	0.00	0.00	0.00	0.00	0.00	0.00	0.00	0.00
8	Kousiganadhi	0.00	0.00	0.00	0.00	0.00	0.00	0.00	0.00	0.00	0.00	0.00	0.00	0.00	0.00	0.00	10	10
9	Gadananadhi	0.00	0.00	0.00	0.00	0.00	0.00	0.00	0.00	0.00	0.00	0.00	0.00	0.00	0.00	0.00	0.00	0.00
10	Manjalar	0.00	0.00	0.00	0.00	0.00	0.00	27689	27689	0.00	0.00	0.00	0.00	0.00	0.00	0.00	0.00	0.00
11	Suruliyar	0.00	0.00	177	0.00	0.00	0.00	0.00	177	0.00	0.00	0.00	0.00	0.00	0.00	0.00	69005	69005
12	Lower Tamirabharani	0.00	0.00	0.00	0.00	0.00	0.00	0.00	0.00	0.00	0.00	0.00	0.00	0.00	0.00	0.00	6041	6041
13	Lower Vaigai	0.00	0.00	0.00	0.00	0.00	0.00	0.00	0.00	0.00	0.00	0.00	0.00	0.00	0.00	0.00	0.00	0.00
14	CDZ-Thanjavur	0.00	0.00	0.00	0.00	0.00	0.00	0.00	0.00	0.00	0.00	0.00	0.00	0.00	0.00	0.00	8299	8299
15	CDZ -Tiruvarur	0.00	0.00	0.00	0.00	0.00	0.00	0.00	0.00	0.00	0.00	0.00	0.00	0.00	0.00	0.00	79115	79115
16	CDZ - Nagapattinam	0.00	0.00	0.00	0.00	0.00	0.00	68279	68279	0.00	0.00	0.00	0.00	0.00	0.00	0.00	0.00	0.00
17	Ponnaiyar	0.00	0.00	0.00	0.00	0.00	0.00	0.00	0.00	0.00	0.00	0.00	0.00	0.00	0.00	0.00	87600	87600
18	Lower Bhavani	0.00	0.00	56976.5	0.00	0.00	0.00	0.00	56976.5	0.00	0.00	0.00	0.00	0.00	0.00	0.00	0.00	0.00

19	TN-IAMP-CELL	0.00	0.00	0.00	0.00	0.00	0.00	0.00	0.00	0.00	0.00	2023820.5	1096541.4	2234351	321399 2	1138769 2	0.00	<b>19956396.9</b>
20	IT(Geo-tagging)	0.00	0.00	118540	0.00	0.00	0.00	0.00	<b>118540</b>	0.00	0.00	0.00	0.00	0.00	0.00	0.00	0.00	<b>0.00</b>
21	IT(DEMIC)	0.00	0.00	0.00	0.00	0.00	0.00	0.00	<b>0.00</b>	0.00	0.00	0.00	0.00	0.00	0.00	0.00	0.00	<b>0.00</b>
22	IT(M.Velanmai)	0.00	0.00	184653	0.00	0.00	0.00	0.00	<b>184653</b>	0.00	0.00	0.00	0.00	0.00	0.00	0.00	0.00	<b>0.00</b>
<b>Total</b>		<b>0.0</b>	<b>0.0</b>	<b>505346.5</b>	<b>0.0</b>	<b>0.0</b>	<b>0.0</b>	<b>338698.5</b>	<b>844045</b>	<b>0.0</b>	<b>0.0</b>	<b>2023820.5</b>	<b>1096541.4</b>	<b>2234351</b>	<b>3213992</b>	<b>11387692</b>	<b>439522</b>	<b>20395918.9</b>

## TN-IAMP - Consolidated Statement 2024-25 - Phase - I

### Tamil Nadu Agricultural University

### Tamil Nadu Irrigated Agriculture Modernization Project (TN-IAMP)

## TN-IAMP - Consolidated Statement 2024-25 - Phase - II

Sl.No.	Sub Basins	Sub basin Expenditure							TN IAMP CELL Exp.							
		Spill over	II <sup>nd</sup> Year	III <sup>rd</sup> Year	IV <sup>th</sup> Year	V <sup>th</sup> Year	Model Village	Total	Spill over	II <sup>nd</sup> Year	III <sup>rd</sup> Year	IV <sup>th</sup> Year	V <sup>th</sup> Year	Model Village	Cornell	Total
1	Lower Pennaiyar	0.00	0.00	0.00	69600	255153.5	95085	<b>419838.5</b>	0.00	0.00	0.00	18000	1423738	178284	0.00	<b>1620022</b>
2	Nandhiyar	0.00	0.00	0.00	0.00	0.00	0.00	<b>0.00</b>	0.00	0.00	0.00	0.00	0.00	0.00	0.00	<b>0.00</b>
3	Pambar	0.00	0.00	0.00	0.00	0.00	0.00	<b>0.00</b>	0.00	0.00	0.00	0.00	0.00	0.00	0.00	<b>0.00</b>
4	Vaniyar	0.00	0.00	0.00	0.00	0.00	173722	<b>173722</b>	0.00	0.00	0.00	0.00	0.00	0.00	0.00	<b>0.00</b>
5	Agaramaru	0.00	0.00	0.00	0.00	0.00	0.00	<b>0.00</b>	0.00	0.00	0.00	0.00	0.00	0.00	0.00	<b>0.00</b>
6	Aliyar	0.00	0.00	0.00	0.00	0.00	0.00	<b>0.00</b>	0.00	0.00	0.00	0.00	0.00	175000	0.00	<b>175000</b>
7	LC - Aduthurai	0.00	0.00	0.00	0.00	3060979	0.00	<b>3060979</b>	0.00	0.00	0.00	203832	1905924	0.00	0.00	<b>2109756</b>
8	LC-Vridhachalam	0.00	0.00	0.00	0.00	4804468	499639	<b>5304107</b>	0.00	0.00	0.00	0.00	2768615	25361	0.00	<b>2793976</b>
9	MetturNoyyal	0.00	0.00	0.00	0.00	1756543.9	189464	<b>1946007.9</b>	0.00	0.00	0.00	0.00	3915586.10	88930	0.00	<b>4004516.1</b>
10	Thirumanimuthar	0.00	0.00	0.00	263976	0.00	81384	<b>345360</b>	0.00	0.00	0.00	125976	0.00	93616	0.00	<b>219592</b>
11	Karaiyottanar	0.00	0.00	0.00	0.00	0.00	88.50	<b>88.5</b>	0.00	0.00	0.00	0.00	0.00	153351.5	0.00	<b>153351.5</b>
12	Aiyyar	0.00	0.00	0.00	45400	0.00	112571	<b>157971</b>	0.00	0.00	0.00	0.00	0.00	34189	0.00	<b>34189</b>
13	Nandhiyar - Kulaiyar	0.00	0.00	0.00	61667	0.00	106662	<b>168329</b>	0.00	0.00	0.00	0.00	0.00	2250	0.00	<b>2250</b>
14	Pachaiyar	0.00	0.00	0.00	0.00	0.00	0.00	<b>0.00</b>	0.00	0.00	0.00	0.00	0.00	0.00	0.00	<b>0.00</b>
15	Chittar	0.00	0.00	0.00	0.00	1196991.5	303285	<b>1500276.5</b>	0.00	0.00	0.00	0.00	0.00	0.00	0.00	<b>0.00</b>
16	Uppar	0.00	0.00	0.00	0.00	1739555	991030	<b>2730585</b>	0.00	0.00	0.00	0.00	2438299	378970	0.00	<b>2817269</b>
17	TNIAMP Cell	0.00	0.00	0.00	0.00	0.00	0.00	<b>0.00</b>	0.00	0.00	640509	717511	1174147	0.00	11186500	<b>13718667</b>
<b>Total</b>		<b>0.00</b>	<b>0.00</b>	<b>0.00</b>	<b>440643</b>	<b>12813690.9</b>	<b>2552930.5</b>	<b>15807264.4</b>	<b>0.00</b>	<b>0.00</b>	<b>640509</b>	<b>1065319</b>	<b>13626309.1</b>	<b>1129951.5</b>	<b>11186500</b>	<b>27648588.6</b>

### Tamil Nadu Agricultural University

### Tamil Nadu Irrigated Agriculture Modernization Project (TN-IAMP)

## TN-IAMP - Consolidated Statement 2024-25 - Phase - III

S.No.	Sub Basins	Sub basin Expenditure						TN IAMP CELL Exp.				
		Spill over	II <sup>nd</sup> Year	III <sup>rd</sup> Year	IV <sup>th</sup> Year	Model Village	Total	Spill over	II <sup>nd</sup> Year	III <sup>rd</sup> Year	Model Village	Total
1	Cheyar	0.00	0.00	1840762.5	837268	274760	1840762.5	0.00	0.00	2103834.50	100000	<b>2369603.5</b>

2	Chinnar	0.00	101000	494409.5	0.00	0.00	595409.5	0.00	0.00	161664.50	0.00	<b>161664.5</b>
3	Gummidipoondi	0.00	48400	0.00	0.00	0.00	48400	0.00	0.00	0.00	0.00	<b>0.00</b>
4	Manimukthanadhi	0.00	0.00	633606	0.00	0.00	649446	0.00	0.00	1456360	123563	<b>1521360</b>
5	Musukundanadhi	0.00	20000	0.00	0.00	0.00	20000	0.00	0.00	0.00	0.00	<b>0.00</b>
6	Paravanar	0.00	0.00	756154.72	425388	38030	756154.72	0.00	0.00	675250.28	25000	<b>733250.28</b>
7	Vegavathy	0.00	129145	558899.5	410012	125000	688044.5	0.00	0.00	1088323.50	25000	<b>1138323.5</b>
8	Marudaiyaru	0.00	0.00	0.00	0.00	0.00	0.0	0.00	0.00	0.00	0.00	<b>0.00</b>
9	Nambiyar	0.00	0.00	0.00	0.00	0.00	0.0	0.00	0.00	0.00	0.00	<b>0.00</b>
10	TN-IAMP -Cell	0.00	0.00	0.00	15961230	0.00	0.0	1269852	2989725	2373735	234038	<b>6633312</b>
<b>Total</b>		<b>0.00</b>	<b>298545</b>	<b>4283832.22</b>	<b>17633898</b>	<b>437790</b>	<b>4598217.22</b>	<b>1269852</b>	<b>2989725</b>	<b>7859167.78</b>	<b>507601</b>	<b>12557513.78</b>

Rs.4403/- booked in to Manimukthanadhi from Chittar sub basin





**Tamil Nadu Agricultural University**

**Tamil Nadu Irrigated Agriculture Modernization Project (TN-IAMP)**

**TN-IAMP - Consolidated Statement 2024-25 - Phase IV**

S.No.	Sub Basins	Sub basin Expenditure					TN IAMP CELL Exp.		
		Spill over	II <sup>nd</sup> Year	III <sup>rd</sup> Year	Model Village	Total	Spill over	II <sup>nd</sup> Year	Total
1	Nandhiyar - Kulaiyar	0.00	1304972	0.00	160000	<b>1464972</b>	520089	1168893	<b>1688982</b>
2	Ponnai	0.00	674358	0.00	137500	<b>811858</b>	0.00	2060317	<b>2060317</b>
3	Sathaiyar	0.00	1542333.4	0.00	700000	<b>2242333.4</b>	0.00	1879583.60	<b>1879583.6</b>
4	Therkkar	210468	772408	0.00	350000	<b>1332876</b>	0.00	1017160	<b>1017160</b>
5	Aliyar	0.00	794198	0.00	0.00	<b>794198</b>	0.00	2951160	<b>2951160</b>
6	Thurinjalur	60388	435984.5	0.00	25000	<b>521372.5</b>	0.00	10080.50	<b>10080.50</b>
7	Lower Vaigai	0.00	2471136.5	0.00	350000	<b>2821136.5</b>	0.00	955375.50	<b>955375.50</b>
8	Lower Vellar	0.00	2138126.9	161500	879005	<b>4632131.9</b>	0.00	4871702.10	<b>4871702.10</b>
9	CDZ-Thanjavur	0.00	1702686.5	0.00	0.00	<b>1702686.5</b>	0.00	1551532.50	<b>1551532.50</b>
10	CDZ-Tiruvarur	0.00	3336910	0.00	0.00	<b>3336910</b>	0.00	3374189	<b>3374189</b>
11	CDZ-Nagapattinam	0.00	1130354.5	0.00	0.00	<b>1130354.5</b>	0.00	440524.50	<b>440524.50</b>
12	TNIAMP Cell	0.00	0.00	0.00	286451	<b>286451</b>	6102878	3282014	<b>9384892</b>
<b>Total</b>		<b>270856</b>	<b>16303468.3</b>	<b>161500</b>	<b>2887956</b>	<b>21077280.3</b>	<b>6622967</b>	<b>23562531.7</b>	<b>30185498.7</b>





### **3) GENERAL OPINION**

In our opinion, the financial statements, read with observations annexed give a true and fair view of the Sources and Applications of Funds of Tamil Nadu Irrigated Agriculture Modernization Project for the year ended Mar 31, 2025 in accordance with consistently applied Accounting Standards.

In addition, (a) with respect to reimbursement claimed based on Interim Financial Reports adequate supporting documentation has been maintained to support claims to the World Bank for reimbursement of expenditure incurred; and (b) which expenditures are eligible for financing under the Loan (Loan No. 8797-IN). During the course of the audit referred to above, the reimbursements claimed (as per summary attached) and the connected documents were examined and these can be relied upon to support reimbursement under the Loan agreements subject to the observations made in the foregoing paras.

This certificate is issued without prejudice to LF Audit right to incorporate any further detailed audit observation if and when made in the Report of LF Audit for being laid before State Legislature.

## **17) Verification and examination of vouchers of contingencies**

TN-IAM PROJECT-MODEL VILLAGE ACTIVITIES-PARAVANAR SUB BASIN-PHASE III-HUGE AMOUNT UNSPENT UNTILL THE END OF THE YEAR-NEEDS EXPLANATION

### **TN-IAM PROJECT-MODEL VILLAGE ACTIVITIES-PARAVANAR SUB BASIN-PHASE III-HUGE AMOUNT UNSPENT UNTILL THE END OF THE YEAR-NEEDS EXPLANATION**

While verifying the cashbook,vouchers ,TDSR and accounts related to model village in the Paravanar sub-basin Phase-III,it was noticed that huge amount of money remain unspent until the end of the year.

An amount of Rs.117000/-has been transferred to the sub basin on 23.01.2025 to carry out various model village activities like:

- 1.Model village entry level activity and baseline survey activity
- 2.Initial convergence meeting
- 3.Awareness meeting at habitation level
- 4.Community transect water walk
- 5.PRA exercise
- 6.Conducting capacity Building training on CCWM to CCMG of village
- 7.Honorarium o outsourcing experts
- 8.Establishment of SWIKC including rent/maintanence
- 9.Painting of water budgeting
- 10.Travel support to officials to attend the above meetings
- 11.IEC material,av inputs,schoolprogrammes
- 12.Documentation,Photography etc

It was noticed that out of Rs.117000/- only Rs.38030/-was spent. The remaining rs.78970/- is unspent until the end of the year. Despite receiving the amount on 23.01.2025,no expenditure was carried out in the month of February and all expenses were

carried out in the month of march.

As per the statement of expenditure given ,amounts were not spent for model village entry level activity, meeting for water budget, meeting for eco friendly activities, capacity building training etc were not conducted. This shows the lackadaisical approach shown by the heads of the sub basin. This raises an important question of whether the mandated purpose of creating a model village and sharing of innovative technologies to the farmers were met or not.

Also despite having unused amount ,an amount of Rs.25000/-has been spent by the TN-IAMP cell on this sub basin. This was unnecessary. Thus the reason for not utilization of funds must be communicated to audit and in future necessary steps should be taken to use the funds in the respective year.

## **Audit Fees / Audit Levy Certificate**

NOT APPLICABLE

### **Pending Paras Details**

Sl.No	Name of the Office	Audit Year	Para No.	Category	Total Amount
1	TN-IAMP	2023-24	1	B	11309379
2	TN-IAMP	2023-24	3	B	5693184
3	TN-IAMP	2023-24	4	B	2081840
					19084403

### **Current Year Para Count**

S.No	Audit Report Para No	Amount
1	0001	9,800
2	0002	0
3	0003	0
4	0004	0
5	0005	0
6	0006	1,63,80,636
7	0007	0
8	0008	0
9	0009	0
10	0010	0
11	0011	0

12	0012	0
13	0013	0
14	0014	49,22,874
15	0015	25,99,922
16	0016	0
17	0017	0
<b>Total Amount Involved</b>		<b>2,39,13,232</b>

# **PART - III**

## 1) List of Annexures

Annexure No	Subject	Para No	Attachments
0001	Expenditure- TN-IAMP - Phase I,II,III&IV - Closing of scheme- Rs. 49,22,874/- Free transfer stocks and purchase made in sub basins in all above phase - stock not transferred to Director office & Nodal Officer Coimbatore- defects regarding:	0014	1) FreeTransfer.xlsx
0002	TN -IAM PROJECT-2024-2025 - INCOME TAX AMOUNT NOT DEDUCTED FROM THE CONTRACTOR/COMPANY- NO PAN DETAILS PROVIDED IN BILL-20% INOCME TAX TO BE DEDUCTED-LOSS OF AMOUNT Rs.9800/- NEEDS RECOVERY	0001	1) AdobeScanAug182025.pdf 2) AuditSlipNo4.pdf
0003	TN-IAM PROJECT-MODEL VILLAGE ACTIVITIES- PARAVANAR SUB BASIN- PHASE III-HUGE AMOUNT UNSPENT UNTILL THE END OF THE YEAR-NEEDS EXPLANATION	0017	1) AdobeScanSep032025.pdf

## 2) List of Accounts and Statements

Annexure No	Subject
1	Bank Reconciliation Statement
2	Receipts and Charges Account
3	Income and Expenditure Account

# **List of Annexures**

# Bharathi Arts

iso board | 5s board | flex board | sticker board | art drawing  
 No : 100, Gokulam Colony, Indra Nagar, P.N.Pudur, CBE - 41.

no.	<b>cash bill</b>	date <u>31.03.2025</u>
To <u>Director</u> <u>Centre for Water and Geospatial Studies TN AU</u> <u>CBE</u>		

S.No	Particulars	Qty	Rate	Amount	
				Rs	Paise
	Painting of water steel model Size 30F x 40F Multicolor Vv Postackel Paint	1ms	49,000	49,000	/-
Cancelled and Passed for Rs. <u>49,000/-</u> <u>Chrysees</u> For <u>49,000/-</u> <u>thousand</u> On <u>31/3/25</u> <u>P. Shanmugam</u> Head (TN-IAMP-Cell)					
				<b>TOTAL 49,000/-</b>	

Rupees Forty Nine Thousand only  
 For P. Shanmugam

Account Name : Bharathi Arts      Bank Name : State Bank of India  
 Account No. : 62497932297      Branch : Vadavalli  
 IFSC code : SBIN0005740


**TAMIL NADU AGRICULTURAL UNIVERSITY  
PAYABLE AT THE DIRECTORATE OF CWGS  
Contingent Bill**

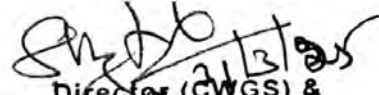
D.C.B.No: /2024-2025		Vr. No: 329/2024-25													
Month : March 2025		Dated : 31/03/25													
HEAD OF ACCOUNT TNIAMP															
Description of Charges-		Amount													
		Rs.	Ps.												
Payment towards the settlement of bills for watershed model painting charges.		49000	00												
<table border="1"> <thead> <tr> <th>Sl.No</th> <th>Bill No.</th> <th>Date</th> <th>Amount</th> </tr> </thead> <tbody> <tr> <td>1</td> <td>Nil</td> <td>31.03.2025</td> <td>49000.00</td> </tr> <tr> <td colspan="3">Total</td> <td>49000.00</td> </tr> </tbody> </table>		Sl.No	Bill No.	Date	Amount	1	Nil	31.03.2025	49000.00	Total			49000.00		
Sl.No	Bill No.	Date	Amount												
1	Nil	31.03.2025	49000.00												
Total			49000.00												
<b>TOTAL</b>		<b>49000</b>	<b>00</b>												

Please issue cheque in favour of  
M/s. Bharathi Arts , Coimbatore Rs.49,000/-


Appropriation for the current year 2024-2025	Rs.	
Expenditure including this bill	Rs.	
Balance available	Rs.	

Passed for Rs. 49,000/- (Rupees Forty nine thousand only)

*82 31/3/25*  
  
 Signature  
 Designation (Seal)  
 Director (CWGS) &  
 Nodal Officer (TN-IAMP)  
 Centre for Water and Geospatial Studies  
 TNAU, Coimbatore - 3.

*82 31/3/25*  
  
 Director (CWGS) &  
 Nodal Officer (TN-IAMP)  
 Centre for Water and Geospatial Studies  
 TNAU, Coimbatore - 3.

Paid by Cheque No. : 014515  
 Date. : 31.03.2025

*82 31/3/25*  
  
 Director (CWGS) &  
 Nodal Officer (TN-IAMP)  
 Director (CWGS) &  
 Nodal Officer (TN-IAMP)  
 Centre for Water and Geospatial Studies  
 TNAU, Coimbatore - 3.

**Taxpayer's Counterfoil**

CRN  
25091800001701

Name  
P\*\*\*\*\*Y S\*\*\*\*\*M

Minor Head  
Outstanding Demand  
(Regular Assessment Tax)  
(400)

Drawn on Bank  
State Bank Of India  
Branch Name : TNAU

A.Y.  
2025-26  
Amount  
₹ 980

Payment through  
Cash


CIN :

PAN  
LIHPS5871F  
Major Head  
Income Tax (Other  
than Companies)  
(0021)

ZAO Code  
722005

Date :  
18/09/25

Centre for Water and Geospatial Studies  
TNAU, Coimbatore - 3.



JQ#180563318

TAMIL NADU AGRICULTURAL UNIVERSITY  
COIMBATORE - 641 003

Dr.S.Pazhanivelan, Ph.D.,  
Director (CWGS) &  
Nodal Officer (TN-IAMP)  
Centre for Water and Geospatial Studies,  
TNAU, Coimbatore -641 003.



Ph: 0422 - 6611378, 6611278  
Email: [directorwgc@tnau.ac.in](mailto:directorwgc@tnau.ac.in)  
Fax: 0422 - 6611478

No.Dir./CWGS/TN-IAMP/TOF/2025

Dt.23.01.2025

To  
The Associate Professor and Head,  
Vegetable Research Station  
Palur - 607 102.


Sir,

Sub: CWGS - TN-IAMP - Transfer of funds - Mail Transfer intimate - reg.  
\*\*\*\*\*

I am to inform that the amount noted below is transferred through NEFT on 23.01.2025 to your Bank Account to meet the expenditure of TN-IAMP Project, Paravananar sub basin. Kindly acknowledge the receipt of the same.

Sl. No.	Name	Name of the Bank	Account No.	Amount (Rs.)
1.	TNIAMP Phase-III-Paravananar Sub basin The Associate Professor and Head, Vegetable Research Station Palur - 607 102.	IOB	028001000029619	1,17,000.00
TOTAL				1,17,000.00

Only on receipt of the acknowledgement further funds requested will be transferred.

  
Director (CWGS) &  
Nodal Officer (TN-IAMP)

23/1/25



5. Establishment of SWIKC (including rent Maintenance expenses such as colour washing, Minor repairs, etc. (for 3 years	25000	0	0	0	0	0	0	0	0	0	0	0	0	14310	14310	10690
6. SWIKC Name board and Display board showing the project interventions of all line departments	10000	0	0	0	0	0	0	0	0	0	0	0	0	0	0	10000
7. Painting of Water Budgeting and village vision elaculkation in promptly visible public places water budgeting wall painting (6'x4'x 2 No )	5000	0	0	0	0	0	0	0	0	0	0	0	0	4800	4800	200
8. Travel support to officials to attend above meetings and SWIKC on shared basis for hiring the vehicles POL charges	14000	0	0	0	0	0	0	0	0	0	0	0	0	0	0	14000
9. IEC material, AV inputs, School Programmes, etc...	15000	0	0	0	0	0	0	0	0	0	0	0	0	3420	3420	11580
10. Documentaion, Photography, Reports success stories recording, Monitoring and Communication charges																
<b>Total</b>	<b>117000</b>	<b>0</b>	<b>0</b>	<b>0</b>	<b>0</b>	<b>0</b>	<b>0</b>	<b>0</b>	<b>0</b>	<b>0</b>	<b>0</b>	<b>0</b>	<b>0</b>	<b>38030</b>	<b>38030</b>	<b>78970</b>

*[Signature]*  
25/4/25  
Associate Professor and Head

**ASSOCIATE PROFESSOR AND HEAD**  
**TAMILNADU AGRICULTURAL UNIVERSITY**  
**VEGETABLE RESEARCH STATION**  
**PALUR - 607 102 Cuddalore District**

*R*  
25/4/25

## Details of Free Transfer in TN-IAMP

S.No.	Phase	Bill.No	Name of the Sub basin	Particulars	amount	Total
1	I	7151/23.12.2019	Lower Palar	HP 280 G4Desk top 1	52945	65435
				HP 1136 Printer 1	12490	
2		7152/23.12.2019	Nagariyar	HP 280 G4Desk top 1	52945	65435
				HP 1136 Printer 1	12490	
3		7153/23.12.2019	Lower Vellar	HP 280 G4Desk top 1	52945	65435
				HP 1136 Printer 1	12490	
4		7154/23.12.2019	Krishnagiri to pambar	HP 280 G4Desk top 1	52945	65435
				HP 1136 Printer 1	12490	
5		7155/23.12.2019	Sathaiyar	HP 280 G4Desk top 1	52945	65435
				HP 1136 Printer 1	12490	
6		7156/23.12.2019	Sirumalaiyar	HP 280 G4Desk top 1	52945	65435
				HP 1136 Printer 1	12490	
7		7157/23.12.2019	Varaganadhi	HP 280 G4Desk top 1	52945	65435
				HP 1136 Printer 1	12490	
8		7158/23.12.2019	Kousiganadhi	HP 280 G4Desk top 1	52945	65435
				HP 1136 Printer 1	12490	
9		7159/23.12.2019	Gadananandhi	HP 280 G4Desk top 1	52945	65435
				HP 1136 Printer 1	12490	
10	7160/23.12.2019	Manjalar	HP 280 G4Desk top 1	52945	65435	
			HP 1136 Printer 1	12490		
11	7161/23.12.2019	Suruliyar	HP 280 G4Desk top 1	52945	65435	
			HP 1136 Printer 1	12490		
12	7162/23.12.2019	Lower Vaigai	HP 280 G4Desk top 1	52945	65435	
			HP 1136 Printer 1	12490		
13	7163/23.12.2019	Lower Tamiraparani	HP 280 G4Desk top 1	52945	65435	
			HP 1136 Printer 1	12490		
14	7168/23.12.2019	Cauvery Delta-Thanjavur	HP 280 G4Desk top 1	52945	65435	
			HP 1136 Printer 1	12490		
15	7169/23.12.2019	Cauvery Delta-Tiruvarur	HP 280 G4Desk top 1	52945	65435	
			HP 1136 Printer 1	12490		
16	7170/23.12.2019	Cauvery Delta-Nagapattinam	HP 280 G4Desk top 1	52945	65435	
			HP 1136 Printer 1	12490		
17	7171/23.12.2019	Ponnanaiyar	HP 280 G4Desk top 1	52945	65435	
			HP 1136 Printer 1	12490		
18	7172/23.12.2019	Lower Bhavani	HP 280 G4Desk top 1	52945	65435	
			HP 1136 Printer 1	12490		

1			HP 280G4 Desktop 1	62990	
	7173/21.01.2021	Lower Ponnaniyar	HP 136a Printer 1	11890	74880
2			HP 280G4 Desktop 1	62990	
	7174/21.01.2021	Nandhiyar	HP 136a Printer 1	11890	74880
3			HP 280G4/Z2 Desktop 1	62990	
	7175/21.01.2021	Vaniyar	HP 136a Printer 1	11890	74880
4			HP 280G4/Z2 Desktop 1	62990	
	7176/21.01.2021	Agalamai	HP 136a Printer 1	11890	74880
5			HP 280G4/Z2 Desktop 1	62990	
	7177/21.01.2021	Aliyar	HP 136a Printer 1	11890	74880
6			HP 280G4/Z2 Desktop 1	62990	
	7178/21.01.2021	Lower Coleroon virudhachalam	HP 136a Printer 1	11890	74880
7			HP 280G4/Z2 Desktop 1	62990	
	7179/21.01.2021	Mettur Noyyal	HP 136a Printer 1	11890	74880
8			HP 280G4/Z2 Desktop 1	62990	
	7180/21.01.2021	Thirumanimuthar	HP 136a Printer 1	11890	74880
9			HP 280G4/Z2 Desktop 1	62990	
	7181/21.01.2021	Karaiyottanor	HP 136a Printer 1	11890	74880
10			HP 280G4/Z2 Desktop 1	62990	
	7182/21.01.2021	Aiyyar	HP 136a Printer 1	11890	74880
11			HP 280G4/Z2 Desktop 1	62990	
	7184/21.01.2021	Nandhiyar Kulaiyar	HP 136a Printer 1	11890	74880
12			HP 280G4/Z2 Desktop 1	62990	
	7185/21.01.2021	Uppar	HP 136a Printer 1	11890	74880
13			HP 280G4/Z2 Desktop 1	62990	
	7186/21.01.2021	Lower Coleroon aduthurai	HP 136a Printer 1	11890	74880
1			Lenova Desktop V90AMM3W 1 & Printer EPSON XAGN183635	82500	82500
2			Lenova Desktop V90AMM20 & Printer EPSON XAGN183631	82500	82500
3			Lenova Desktop V90AMM2N & Printer EPSON XAGN183734	82500	82500
4			Lenova Desktop V90A1W3X & Printer EPSON XAGN183644	82500	82500
5			Lenova Desktop V90AK5B9 & Printer EPSON XAGN183640	82500	82500
6			Lenova Desktop V90A1W35 & Printer EPSON XAGN183630	82500	82500
7			Lenova Desktop V90AK5BA & Printer EPSON XAGN183739	82500	82500
8			Lenova Desktop V90AWW26 & Printer EPSON XAGN183650	82500	82500
9			Lenova Desktop V90AMM2W & Printer EPSON XAGN183618	82500	82500

1	7196/13.01.2023	Nandhiyar Kulaiyar	Desktop CN OP5GY2 & Printer XAGN1836300	87100	87100
2	7197/13.01.2023	Ponnai	Desktop CN O0JXCI & Printer XAGN302698	87100	87100
3	7198/13.01.2023	Sathaiyar	Desktop CN O0JXCI & Printer XAGN199620	87100	87100
4	7199/13.01.2023	Therkar	Desktop CN OP5GY2 & Printer XAGN182125	87100	87100
5	7200/13.01.2023	Lower Vaigai	Desktop CN O0JXCI & Printer XAGN199584	87100	87100
6	9351/13.01.2023	Lower Vellar	Desktop CN O0JXCL & Printer XAGN296204	87100	87100
7	9352/13.01.2023	CDZ Tiruvuru	Desktop CN O0JXCL & Printer XAG302764	87100	87100
8	9353/13.01.2023	CDZ Thanjavur	Desktop CN O0XCL & Printer XAG215023	87100	87100
9	9354/11.03.2024	Director Centre for Plant Breeding & Genetics, TNAU, CBE	Sofa set	70800	70800
10	9355/10.04.2024	Professor and Head Dept.of Agronomy, AC & RI, Madurai	LED Display unit	94720	94720
11	9356/30.12.2024	Professor and Head Dept.of Agronomy, TNAU, CBE	Active LED Video wall(Length 3520mmX Hight 1920)	899160	899160
12	9357/30.12.2024	Professor and Head Dept.of Agronomy, TNAU, CBE	LED video wall mounting accesscies for installation	267624	267624
<b>Total</b>					<b>4922874</b>

# **Bank Reconciliation Statement**

## BANK RECONCILIATION STATEMENT TNIAMP

Rs

1	Closing Balance as per cash book as on 31.03.2025	20705018.30
2	ADD:	
	1. Cheques issued but uncashed (Annexure 1)	6141685.00
	2. Receipts accounted in the pass book but not in cash book (Annexure 2)	0.00
	<b>Total</b>	<b>6141685.00</b>
	<b>Total (1+2)</b>	<b>26846703.30</b>
3	LESS:	
	3. Receipts accounted in the cash book but not accounted in pass book (Annexure 3)	(66.00)
	4. Payments entered in the bank accounts but not accounted in the cash book (Annexure 4)	1889.50
	<b>Total</b>	<b>2958.50</b>
4	Closing Balance as per bank statement - 31.03.2025	26846644.80

Certified that the bank balance as per cash book have been thoroughly checked and reconciled



Head of the Department / Centre / College

Abstract	
Opening Balance	17028941.30
Receipt	14557014.00
Total	31290955.30
Expenditure	10583937.00
Closing balance 31.03.2025	20705018.30

Un encashed Cheques up to 31.03.2025

Sl.No.	Cheque No. / Date	Amount
		10220
1	014467/24.03.2025	866787
	014481/25.03.2025	3068
2	014485/27.03.2025	87540
3	014487/27.03.2025	862868
4	014488/29.03.2025	685619
5	014489/29.03.2025	10791
6	014490/29.03.2025	129498
7	014491/29.03.2025	5681
8	014492/29.03.2025	281336
9	014493/29.03.2025	3115
10	014494/29.03.2025	682719
11	014495/29.03.2025	11173
12	014496/29.03.2025	95680
13	014497/29.03.2025	3759
14	014498/29.03.2025	25088
15	014499/29.03.2025	464580
16	014500/29.03.2025	8018
17	014501/29.03.2025	8883
18	014502/29.03.2025	4350
19	014503/29.03.2025	19611
20	014504/29.03.2025	4950
21	014505/29.03.2025	19765
22	014506/29.03.2025	48979
23	014507/29.03.2025	12863
24	014508/29.03.2025	1816
25	014509/29.03.2025	390652
26	014510/31.03.2025	10185
27	014511/31.03.2025	1729
28	014512/31.03.2025	343768
29	014513/31.03.2025	6790
30	014514/31.03.2025	49088
31	014515/31.03.2025	145822
32	014516/31.03.2025	382923
33	014517/31.03.2025	1121
34	014518/31.03.2025	6141885
	<b>Total</b>	

*(Signature)*  
 Name of the Officer in Charge,  
 District Office, Dindigul District,  
 Tamil Nadu.

8  
 27/3/25

**Annexure 2**

Receipts accounted in the pass book, but not in cash book

Sl.No.		
1		0
	<b>Total</b>	<b>0.00</b>

**Annexure 3**

Receipts accounted in the cash book, but not accounted in pass book

Sl.No.	Date of Entry and Ch.No.	Amount
1		169.00
	<b>Total</b>	<b>169.00</b>

**Annexure 4**

Payments entered in the bank accounts but not accounted in the cash book

Sl.No.	Date of Entry (Direct debit)	Amount
1	01.03.2023	1376.00
2		248.00
3	11.03.2023	265.50
	<b>Total</b>	<b>1889.50</b>

*Signature*  
 THE ACCOUNTANT  
 CHANDRASEKHAR JOURNAL CLUB  
 3-62-2, Chittoor-17

*Signature*  
 11/3/23

**PART III**

**1. CERTIFICATE OF AGREEMENT OF BALANCES - SUB-BASIN WISE**

The closing balances as per cash books of the following sub basins as on 31.03.2025 were in agreement with the closing balances shown in the project financial statements for the year 2024-25 and also with the closing balances shown in the respective statements as on 31.03.2025 subject to the reconciliation shown below:

PHASE I						
Sl. No.	Name of the sub-basin	CB as per Cash book as on 31.03.2025	Add Items	Less Items	CB as per Pass book as on 31.03.2025	
1	Lower Palar	0.00	0.00	0.00	0.00	
2	Nagariyar	0.00	0.00	0.00	0.00	
3	Lower Vellar	0.00	0.00	0.00	0.00	
4	Krishnagiri to Pambai	0.00	0.00	0.00	0.00	
5	Sathuizh	0.00	0.00	0.00	0.00	
6	Sirumalaiyar	0.00	0.00	0.00	0.00	
7	Varaganadhu	0.00	0.00	0.00	0.00	
8	Koungunadhu	393.00	0.00	0.00	393.00	
9	Chadannadhu	0.00	0.00	0.00	0.00	
10	Manjalur	0.00	0.00	0.00	0.00	
11	Suraliyar	0.00	0.00	0.00	0.00	
12	Lower Tainiraparadi	0.00	0.00	0.00	0.00	
13	Lower Velgai	0.00	0.00	0.00	0.00	
14	CDZ-Thenjavar	0.00	0.00	0.00	0.00	
15	CDZ-Tiruvavur	0.00	0.00	0.00	0.00	
16	CDZ-Nagapattinam	0.00	0.00	0.00	0.00	
17	Ponnaiyar	0.00	0.00	0.00	0.00	
18	Lower Bhavani	0.00	0.00	0.00	0.00	
19	IT based activities (Gin - Tugging)	0.00	0.00	0.00	0.00	
20	IT based activities (DEMTC)	128.00	0.00	0.00	128.00	
21	IT based activities (M-Velanur)	0.00	0.00	0.00	0.00	
22	TN-IAMP Cell	20705018.30	6141685.00	2058.50	26845164.80	
<b>Total</b>		<b>20705239.3</b>	<b>6141685.00</b>	<b>2058.5</b>	<b>26845165.8</b>	

  
 Director  
 Tamil Nadu Water Development Corporation  
 100, St. Paul's Road, Chennai - 600 009  
 T.N. Water Development Corporation - 2

**PHASE II**

Sl. No.	Name of the sub-basin	CB as per Cash book as on 31.03.2025	Add Items	Less Items	CB as per Pass book as on 31.03.2025
1	Lower Pennaiyar	0.00	0.00	0.00	0.00
2	Nandhiyar	0.00	0.00	0.00	0.00
3	Pambar	0.00	0.00	0.00	0.00
4	Vaniyar	0.00	0.00	0.00	0.00
5	Agaramaru	0.00	0.00	0.00	0.00
6	Aliyar	0.00	0.00	0.00	0.00
7	LC - Aduthurai	0.00	0.00	0.00	0.00
8	LC-Vedhachalam	0.00	0.00	0.00	0.00
9	Mettur Noyyal	0.00	0.00	0.00	0.00
10	Thirumanimuthar	0.00	0.00	0.00	0.00
11	Karalpottanar	0.00	0.00	0.00	0.00
12	Aiyyar	0.00	0.00	0.00	0.00
13	Nandhiyar - Kularyar	169.00	0.00	0.00	169.00
14	Pachaiyar	0.00	0.00	0.00	0.00
15	Chittar	0.00	0.00	0.00	0.00
16	Uppar	0.00	0.00	0.00	0.00
<b>Total</b>		<b>169</b>	<b>0.00</b>	<b>0.00</b>	<b>169</b>

**PHASE III**

Sl. No.	Name of the sub-basin	CB as per Cash book as on 31.03.2025	Add Items	Less Items	CB as per Pass book as on 31.03.2025
1	Cheyar	207494.00	336238	0.00	543732.00
2	Chittar	0.00	0.00	0.00	0.00
3	Gummidipoondi	0.00	0.00	0.00	0.00
4	Manimukthanadhi	0.00	0.00	0.00	0.00
5	Misukomdanadhi	0.00	0.00	0.00	0.00
6	Paravanar	391302.00	144896	0.00	536198.00
7	Vegavathy	120321.00	135283	0.00	255604.00
8	Marudaiyaru	0.00	0.00	0.00	0.00
9	Nambiyar	0.00	0.00	0.00	0.00
<b>Total</b>		<b>719117</b>	<b>616417</b>	<b>0.0</b>	<b>1335534</b>


  
 Director, Tamil Nadu Water & Power Corporation  
 Chennai

  
 Chief Engineer

**PHASE IV**

Sl. No.	Name of the sub-basin	CB as per Cash book as on 31.03.2025	Add Items	Less Items	CB as per Pass book as on 31.03.2025
1	Nandhiyar - Kulayar	0.00	0.00	0.00	0.00
2	Ponnai	0.00	0.00	0.00	0.00
3	Sithaiyar	0.00	0.00	0.00	0.00
4	Thekkur	0.00	0.00	0.00	0.00
5	Aliyar	85405	0.00	300.90	85104.10
6	Thurinjalar	0.00	0.00	0.00	0.00
7	Lower Vaigai	0.00	0.00	0.00	0.00
8	Lower Vellar	219627.10	845396	0.00	1065023.10
9	CD2-Tharjanur	0.00	0.00	0.00	0.00
10	CD2-Tiruvannur	17.00	0.00	0.00	17.00
11	CD2-Nagapattinam	0.00	0.00	0.00	0.00
<b>Total</b>		<b>305049.1</b>	<b>845396</b>	<b>300.9</b>	<b>1150144.2</b>

Phase	CB as per Cash book as on 31.03.2025	Add Items	Less Items	CB as per Pass book as on 31.03.2025
Phase -I	207053.39.3	6141443.00	2058.3	26845165.3
Phase -II	169	0.00	0.00	169
Phase -III	719117	616417	0.0	1335534
Phase -IV	305049.1	845396	300.9	1150144.2
<b>Total</b>	<b>21729874.4</b>	<b>7603496</b>	<b>2358.4</b>	<b>29331613</b>

  
 Director (CWOS) &  
 Head Office of the CAMPA  
 Tamil Nadu Government  
 TNES, Government Camp-2



**Tamil Nadu Agricultural University**  
**Tamil Nadu Irrigated Agriculture Modernization Project (TN IAMP)**  
**TN IAMP - Consolidated Statement 2024-25 - Phase II**

S.No.	Sub-Header	Opening Balance	Transfer of Funds	Others	Receipts (Bank Statement)	Total	Exp.	Sub-Header expenditure in TN IAMP CELL	Balance of Project Account	Inv. Exp. (Bank Statement)	Closing Balance
1	Land Revenue	126225.70	0.00	2820.00	18234.30	147380.00	177.00	1.00	128120.00	0.00	0.00
2	Seedling	64877.00	0.00	43.00	440.00	65360.00	0.00	0.00	65360.00	0.00	0.00
3	Fertilizer	184000.00	0.00	1194.00	0.00	185194.00	0.00	0.00	185194.00	0.00	0.00
4	Yielder	28011.00	0.00	0.00	117.00	28128.00	0.00	0.00	28128.00	0.00	0.00
5	Agri-Extension	64720.00	0.00	0.00	2144.00	66864.00	0.00	0.00	66864.00	0.00	0.00
6	Water	104971.00	0.00	696.00	1000.00	106667.00	0.00	0.00	106667.00	0.00	0.00
7	U.C. - Andhra	92020.00	0.00	0.00	381.00	92401.00	0.00	0.00	92401.00	0.00	0.00
8	U.C. - Andhra	872.20	0.00	0.00	211.00	1083.20	0.00	0.00	1083.20	0.00	0.00
9	Water Power	26441.50	0.00	0.00	1913.00	28354.50	0.00	0.00	28354.50	0.00	0.00
10	Transportation	64701.10	0.00	0.00	2124.00	66825.10	0.00	0.00	66825.10	0.00	0.00
11	Transportation	42220.50	0.00	0.00	270.50	42491.00	1180.00	0.00	42491.00	0.00	0.00
12	Power	281313.50	0.00	0.00	6070.50	287384.00	0.00	0.00	287384.00	0.00	0.00
13	Seedling / Kalyan	33341.00	0.00	0.00	180.00	33521.00	0.00	0.00	33521.00	0.00	180.00
14	Fertilizer	118622.00	0.00	0.00	2180.00	120802.00	0.00	0.00	120802.00	0.00	0.00
15	Water	66421.50	0.00	0.00	587.50	67009.00	0.00	0.00	67009.00	0.00	0.00
16	Power	41440.70	0.00	0.00	1770.50	43211.20	0.00	0.00	43211.20	0.00	0.00
17	TN IAMP Cell	0.00	0.00	0.00	0.00	0.00	0.00	0.00	0.00	0.00	0.00
	<b>Total</b>	<b>1061260.20</b>	<b>0.00</b>	<b>4127.00</b>	<b>6291.00</b>	<b>1109509.20</b>	<b>1187.00</b>	<b>0.00</b>	<b>1097632.20</b>	<b>0.00</b>	<b>180.00</b>

  
 Date: \_\_\_\_\_  
 \_\_\_\_\_  
 \_\_\_\_\_

**Saudi Naba Agricultural University**  
**Saudi Naba Integrated Agriculture Modernization Project (SNIAMP)**  
**SNIAMP - Consultant Services 2014-2015 - Phase III**

S.N.	Sub Header	Opening Balance	Transfer of Cash	Others	Receipts - (Less Expenses)	Total	Exp.	Sub Total expenditure of SNIAMP - CUSA	Balance of Current Account	Bank Charge	Diff. Bal. (Less/Excess)	Closing Balance
1	Office	14,925.00	220,000.00	0.00	4,000.00	228,925.00	228,925.00	0.00	228,925.00	0.00	0.00	228,925.00
2	Travel	211,794.00	0.00	0.00	600.00	212,394.00	0.00	0.00	212,394.00	0.00	0.00	0.00
3	Transportation	29,000.00	0.00	0.00	240.00	29,240.00	0.00	0.00	29,240.00	0.00	0.00	0.00
4	Communication	20,000.00	0.00	0.00	240.00	20,240.00	0.00	0.00	20,240.00	0.00	0.00	0.00
5	Miscellaneous	1,910.00	0.00	0.00	120.00	2,030.00	0.00	0.00	2,030.00	0.00	0.00	0.00
6	Personnel	22,907.70	81,700.00	400.00	4,752.00	109,759.70	6,048.00	0.00	0.00	990.00	0.00	99,000.00
7	Equipment	24,000.00	400,000.00	220.00	10.00	424,230.00	23,000.00	0.00	0.00	2,000.00	0.00	422,230.00
8	Maintenance	127,170.00	0.00	0.00	1,000.00	128,170.00	0.00	0.00	128,170.00	0.00	0.00	0.00
9	Material	10,400.00	0.00	0.00	2,000.00	12,400.00	0.00	0.00	12,400.00	0.00	0.00	0.00
10	SNIAMP 2015	0.00	0.00	0.00	0.00	0.00	0.00	0.00	0.00	0.00	0.00	0.00
	<b>Total</b>	<b>1,000,000.00</b>	<b>2,000,000.00</b>	<b>200,000.00</b>	<b>10,000.00</b>	<b>3,000,000.00</b>	<b>23,048.00</b>	<b>0.00</b>	<b>1,000,000.00</b>	<b>4,990.00</b>	<b>0.00</b>	<b>1,995,010.00</b>

*Saudi Naba Agricultural University*  
**Saudi Naba Agricultural University**  
 P.O. Box 11544, Jeddah 21513, Saudi Arabia  
 T: +966 2 460 1111 F: +966 2 460 1112

*Handwritten signature*

**Teel/Tule Irrigation District**  
**Teel/Tule Irrigated Agriculture Modernization Program (TAMMP)**  
**TAMMP - Capitalized Interest SBA-5 - Page 31**

Line	Sub Matter	Original Balance	Amount of Debt	Interest	Debtors (Bank Interest)	Total	Cost	Sub Matter Expenditures in TAMMP (SBA-5)	Refund of Capital Amount	Net Change	Net. Bal. (New Expend.)	Ending Balance
1	Hardware - Office	3718.50	0.00	0.00	0.00	3718.50	0.00	0.00	3718.50	0.00	0.00	0.00
2	Furniture	71214.00	0.00	0.00	1287.50	72501.50	0.00	0.00	72501.50	0.00	0.00	0.00
3	Software	60140.00	0.00	0.00	1472.00	61612.00	0.00	0.00	61612.00	0.00	0.00	0.00
4	Books	23804.10	0.00	0.00	1888.00	25692.10	0.00	0.00	25692.10	0.00	0.00	0.00
5	Other	82098.00	0.00	0.00	2067.00	84165.00	0.00	0.00	84165.00	0.00	0.00	0.00
6	Telephone	6250.50	0.00	0.00	672.00	6922.50	0.00	0.00	6922.50	0.00	0.00	0.00
7	Travel Expense	228421.00	0.00	1547.00	0.00	229968.00	0.00	0.00	229968.00	0.00	0.00	0.00
8	Travel Office	149874.00	133880.00	0.00	2629.00	166183.00	128171.00	0.00	0.00	0.00	0.00	294354.00
9	IT - Hardware	381290.00	0.00	0.00	2770.00	384060.00	0.00	0.00	384060.00	0.00	0.00	0.00
10	IT - Software	0.00	0.00	0.00	17.00	17.00	0.00	0.00	17.00	0.00	0.00	17.00
11	IT - Support	11100.00	0.00	0.00	413.00	11513.00	0.00	0.00	11513.00	0.00	0.00	0.00
12	TAMMP Fee	0.00	0.00	0.00	0.00	0.00	0.00	0.00	0.00	0.00	0.00	0.00
	<b>Total</b>	<b>1428714.00</b>	<b>133880.00</b>	<b>1547.00</b>	<b>4276.50</b>	<b>1468717.50</b>	<b>128171.00</b>	<b>0.00</b>	<b>128171.50</b>	<b>0.00</b>	<b>0.00</b>	<b>1596889.00</b>

  
 [Handwritten Signature]  
 [Handwritten Stamp]  
 [Handwritten Date/Text]

# **Receipts and Charges Account**

**TAMIL NADU AGRICULTURAL UNIVERSITY**  
**TN-IAM Project - Financial Statement for the year 2024-25**  
**PHASE - I, II, III & IV**  
**General Abstract**

Receipts	Amount (Rs.)
Opening Balance as on 01.04.2024	29099736.29
Grant from GOV.	50265000.00
Transfer of funds	4134000.00
others Rs.8650132.70      Bank Gurantee 5% Rs.91062      & LA Rs.9000	8750194.70
Receipts (Bank Interest)	854968.70
Advance Adustment	3970414.00
	0
	0
	0.00
<b>Grant total</b>	<b>97074313.69</b>

Expenditure	Amount (Rs.)
Expr.	3525439.00
Sub basin expenditure in TN IAMP CELL.	41668305.00
Refund of unspent Amount	8580847.86
<b>Tr. of funds</b>	
	4134000.00
Interest Transferd to Government	14790241.98
Bank Charges	45684.50
Dep. Exp. (Bank Guarantee)	2599922.00
<b>Total</b>	<b>75344440.34</b>
Closing Balance	21729873.35
<b>Grant Total</b>	<b>97074313.69</b>

*Sheela*  
 Director, IAMP  
 Tamil Nadu Agricultural University  
 Coimbatore

*8/12/25*

**TNAU, TN-IAMP**  
**Abstract of Phase I, II, III, IV for the year 2024 - 2025**

Basins	Opening Balance	Grant from GOV.	Transfer of funds	Others	Receipts (Bank Interest)	Advance Adjustment	Total	Expr.	Sub basin expenditure in TN IAMP CELL	Refund of unspent Amount	Tr. of funds	Interest Transferd to Governmen t	Bank Charges	Dep. Exp. (Bank Guarantee)	Closing Balance
1 I	21839918.9	50265000	0	8715393	766583	3970414	85557309	0	41668305	1659035	4134000	14790242	265.5	2599922	20705539
2 II	3064360.26	0	0	4137	38361.6	0	3106858.9	0	0	3105333	0	0	1357	0	169
3 III	2759705.18	0	2784000	29120	36449	0	5609274.2	2242268	0	2603827	0	0	44062	0	719116.78
4 IV	1435752.9	0	1350000	1545	13574.9	0	2800872.8	1283171	0	1212653	0	0	0	0	305049.1
Dif	-0.93						-0.93	0	0	0	0	0	0	0	-0.93
	<b>29099736.3</b>	<b>50265000</b>	<b>4134000</b>	<b>8750195</b>	<b>854969</b>	<b>3970414</b>	<b>97074314</b>	<b>3525439</b>	<b>41668305</b>	<b>8580848</b>	<b>4134000</b>	<b>14790242</b>	<b>45685</b>	<b>2599922</b>	<b>21729873</b>

*(Handwritten Signature)*  
 Director, TNAU  
 Tirunelveli, Tamil Nadu

*(Handwritten Date)*  
 10/9/25

Tamil Nadu Agricultural University  
Phase - I - Tamil Nadu Irrigated Agriculture Modernization Project (TNIAMP)

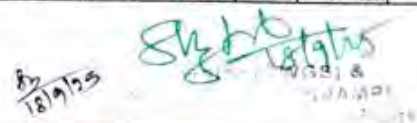
S.No.	Sub Basins	Receipts					
		Opening Balance	Bank Interest	Others	Fund Received	Transfer of Funds	Total
1	Lower Palar	30384.80	1203.20	16790.00	0.00	0.00	48378.00
2	Nagariyar	0.00	0.00	0.00	0.00	0.00	0.00
3	Lower Vellar	0.10	0.00	0.00	0.00	0.00	0.10
4	Krishnagiri to Pambar	125.00	1.00	0.00	0.00	0.00	126.00
5	Sathaiyar	431.00	6.00	0.00	0.00	0.00	437.00
6	Sirumalaiyar	0.00	0.00	0.00	0.00	0.00	0.00
7	Varaghanadhi	0.00	0.00	0.00	0.00	0.00	0.00
8	Kousiganadhi	163037.60	2614.00	0.00	0.00	0.00	165651.60
9	Gadananadhi	0.00	0.00	0.00	0.00	0.00	0.00
10	Manjalar	0.00	0.00	0.00	0.00	0.00	0.00
11	Suruliyar	165730.50	2517.50	0.00	0.00	0.00	168248.00
12	Lower Tamirabharani	850717.50	13750.50	0.00	0.00	0.00	864468.00
13	Lower Vaigai	0.00	0.00	0.00	0.00	0.00	0.00
14	CDZ - Thanjavur	0.00	0.00	0.00	0.00	0.00	0.00
15	CDZ - Tiruvarur	-0.50	0.00	0.00	0.00	0.00	-0.50
16	CDZ - Nagapattinam	333183.14	2840.00	0.00	0.00	0.00	336023.14
17	Ponnanaiyar	0.16	0.00	0.00	0.00	0.00	0.16
18	Lower Bhavani	0.00	0.00	0.00	0.00	0.00	0.00
19	TN-IAMP-CELL	20222157.08	741314.00	8698602.20	50265000.00	0.00	79927073.28
20	IT Based Activities (Geo-tagging)	0.00	128.00	0.00	0.00	0.00	128.00
21	IT Based Activities (DEMIC)	1112.00	208.00	0.00	0.00	0.00	1320.00
22	IT Based Activities (M.Velanmai)	73040.50	645.00	0.00	0.00	0.00	73685.50
	<b>Total</b>	<b>21839918.88</b>	<b>765227.20</b>	<b>8715392.20</b>	<b>50265000.00</b>	<b>0.00</b>	<b>81585538.28</b>

  
 Director (TNIAMP)  
 Nodal Office (TNIAMP)

18/9/23

Tamil Nadu Agricultural University  
Tamil Nadu Irrigated Agriculture Modernization Project (TNIAMP)  
TN-IAMP - Consolidated Statement 2014-25 - Phase I

S.No.	Sub Center	Opening Balance	Grant from GOV.	Transfer of Funds	Others	Receipts (Bank Interest)	Advance Adjustment	Total	Exp.	Sub head expenditures in TN IAMP CELL	Refund of unspent Amount	Ty. of Funds	Interest Transferred to Government	Bank Charges	Dep. Exp. (Bank Guarantee)	Closing Balance
1	Lower Palar	30384.80		0.00	16790.00	1201.20	0.00	48376.00	0.00	0.00	48376.00	0.00	0.00	0.00	0.00	0.00
2	Nagayir	0.00		0.00	0.00	0.00	0.00	0.00	0.00	0.00	0.00	0.00	0.00	0.00	0.00	0.00
3	Lower Vellar	0.00		0.00	0.00	0.00	0.00	0.00	0.00	0.00	0.00	0.00	0.00	0.00	0.00	0.00
4	Kulasegaram to Pambal	123.00		0.00	0.00	1.00	0.00	124.00	0.00	0.00	124.00	0.00	0.00	0.00	0.00	0.00
5	Sobayir	431.00		0.00	0.00	0.00	0.00	431.00	0.00	0.00	431.00	0.00	0.00	0.00	0.00	0.00
6	Srinivasayir	0.00		0.00	0.00	0.00	0.00	0.00	0.00	0.00	0.00	0.00	0.00	0.00	0.00	0.00
7	Vengalnadu	0.00		0.00	0.00	0.00	0.00	0.00	0.00	0.00	0.00	0.00	0.00	0.00	0.00	0.00
8	Krupasandhu	143037.60		0.00	0.00	2614.00	0.00	145651.60	0.00	0.00	145651.60	0.00	0.00	0.00	0.00	383.00
9	Gulaseandhu	0.00		0.00	0.00	0.00	0.00	0.00	0.00	0.00	0.00	0.00	0.00	0.00	0.00	0.00
10	Mangalir	0.00		0.00	0.00	0.00	0.00	0.00	0.00	0.00	0.00	0.00	0.00	0.00	0.00	0.00
11	Sandayir	167330.50		0.00	0.00	2517.50	0.00	169848.00	0.00	0.00	169848.00	0.00	0.00	0.00	0.00	0.00
12	Lower Tamiraparani	85017.50		0.00	0.00	1870.50	0.00	86888.00	0.00	0.00	86888.00	0.00	0.00	0.00	0.00	0.00
13	Lower Vaigai	0.00		0.00	0.00	1356.00	0.00	1356.00	0.00	0.00	1356.00	0.00	0.00	0.00	0.00	0.00
14	CDZ - Thangayir	0.00		0.00	0.00	0.00	0.00	0.00	0.00	0.00	0.00	0.00	0.00	0.00	0.00	0.00
15	CDZ - Vengalnadu	-0.50		0.00	0.50	0.00	0.00	0.00	0.00	0.00	0.00	0.00	0.00	0.00	0.00	0.00
16	CDZ - Nagapattinam	333183.14		0.00	0.00	2640.00	0.00	335823.14	0.00	0.00	335823.14	0.00	0.00	0.00	0.00	0.00
17	Pannasandhu	0.00		0.00	0.00	0.00	0.00	0.00	0.00	0.00	0.00	0.00	0.00	0.00	0.00	0.00
18	Lower Bhavani	0.00		0.00	0.00	0.00	0.00	0.00	0.00	0.00	0.00	0.00	0.00	0.00	0.00	0.00
19	TN-IAMP-CELL	2022157.00	50265000.00	0.00	8078602.20	741314.00	3970414.00	83897487.20	0.00	41668305.00	0.00	4134000.00	14790241.90	0.00	2599922.00	28700018.30
20	IT Band Accounts (Geo-tag)	0.00		0.00	0.00	128.00	0.00	128.00	0.00	0.00	0.00	0.00	0.00	0.00	0.00	128.00
21	IT Band Accounts (DEMIC)	1112.00		0.00	0.00	208.00	0.00	1320.00	0.00	0.00	1320.00	0.00	0.00	0.00	0.00	0.00
22	IT Band Accounts (M Vela)	73040.50		0.00	0.00	645.00	0.00	73685.50	0.00	0.00	73685.50	0.00	0.00	265.50	0.00	0.00
	<b>Total</b>	<b>2183978.30</b>	<b>50265000.00</b>	<b>0.00</b>	<b>8715392.70</b>	<b>766563.20</b>	<b>3970414.00</b>	<b>8557348.70</b>	<b>0.00</b>	<b>41668305.00</b>	<b>1699034.90</b>	<b>4134000.00</b>	<b>14790241.90</b>	<b>265.50</b>	<b>2599922.00</b>	<b>28700018.30</b>


  
 18/9/25

**Tamil Nadu Agricultural University**  
**Tamil Nadu Irrigated Agriculture Modernization Project (TNIAMP)**  
**TN-IAMP - Consolidated Statement 2024-25 - Phase II**

S.No.	Sub Basins	Opening Balance	Grant from GOV.	Transfer of funds	Others	Receipts (Bank Interest)	Advance Adjustment	Total	Expr.	Sub basin expenditure in TN IAMP CELL	Refund of unspent Amount	Tr. of funds	Interest Transfered to Government	Bank Charges	Dep. Exp. (Bank Guarantee)	Closing Balance
1	Lower Pennaiyar	1262620.70	0.00	0.00	2610.00	18231.30	0.00	1283462.00	0.00	0.00	1283285.00	0.00	0.00	177.00	0.00	0.00
2	Nandhiyar	64837.00	0.00	0.00	43.00	440.00	0.00	65320.00	0.00	0.00	65320.00	0.00	0.00	0.00	0.00	0.00
3	Pambar	184400.00	0.00	0.00	1084.00	0.00	0.00	185484.00	0.00	0.00	185484.00	0.00	0.00	0.00	0.00	0.00
4	Vaniyar	28033.00	0.00	0.00	0.00	357.00	0.00	28390.00	0.00	0.00	28390.00	0.00	0.00	0.00	0.00	0.00
5	Agaramaru	64179.00	0.00	0.00	0.00	1144.00	0.00	65323.00	0.00	0.00	65323.00	0.00	0.00	0.00	0.00	0.00
6	Aliyar	104971.50	0.00	0.00	400.00	1600.50	0.00	106972.00	0.00	0.00	106972.00	0.00	0.00	0.00	0.00	0.00
7	LC - Aduthurai	92026.00	0.00	0.00	0.00	383.00	0.00	92409.00	0.00	0.00	92409.00	0.00	0.00	0.00	0.00	0.00
8	LC-Vridhachalam	872.20	0.00	0.00	0.00	333.00	0.00	1205.20	0.00	0.00	1205.20	0.00	0.00	0.00	0.00	0.00
9	Mettur Noyyal	26441.56	0.00	0.00	0.00	1953.00	0.00	28394.56	0.00	0.00	28394.56	0.00	0.00	0.00	0.00	0.00
10	Thirumanimuthar	84705.10	0.00	0.00	0.00	2124.00	0.00	86829.10	0.00	0.00	86829.10	0.00	0.00	0.00	0.00	0.00
11	Karaiyottanar	45252.50	0.00	0.00	0.00	270.50	0.00	45523.00	0.00	0.00	44343.00	0.00	0.00	1180.00	0.00	0.00
12	Aliyar	293553.50	0.00	0.00	0.00	4078.50	0.00	297632.00	0.00	0.00	297632.00	0.00	0.00	0.00	0.00	0.00
13	Nandhiyar - Kulaiyar	33541.00	0.00	0.00	0.00	169.00	0.00	33710.00	0.00	0.00	33541.00	0.00	0.00	0.00	0.00	169.00
14	Pachaiyar	318022.00	0.00	0.00	0.00	5140.00	0.00	323162.00	0.00	0.00	323162.00	0.00	0.00	0.00	0.00	0.00
15	Chitar	46423.50	0.00	0.00	0.00	567.50	0.00	46991.00	0.00	0.00	46991.00	0.00	0.00	0.00	0.00	0.00
16	Uppar	414481.70	0.00	0.00	0.00	1570.30	0.00	416052.00	0.00	0.00	416052.00	0.00	0.00	0.00	0.00	0.00
17	TNIAMP Cell	0.00	0.00	0.00	0.00	0.00	0.00	0.00	0.00	0.00	0.00	0.00	0.00	0.00	0.00	0.00
	<b>Total</b>	<b>3064360.26</b>	<b>0.00</b>	<b>0.00</b>	<b>4137.00</b>	<b>38361.60</b>	<b>0.00</b>	<b>3106858.86</b>	<b>0.00</b>	<b>0.00</b>	<b>3105332.86</b>	<b>0.00</b>	<b>0.00</b>	<b>1357.00</b>	<b>0.00</b>	<b>169.00</b>

*[Handwritten Signature]*  
 18/9/25  
 Director (IAMP) &  
 110001

*[Handwritten Signature]*  
 18/9/25

**Tamil Nadu Agricultural University**  
**Tamil Nadu Irrigated Agriculture Modernization Project (TNIAMP)**  
**TN-IAMP - Consolidated Statement 2024-25 - Phase III**

S.No.	Sub Basins	Opening Balance	Grant from GOV.	Transfer of funds	Others	Receipts (Bank Interest)	Adv. Adjustment	Total	Expr.	Sub basin expenditure in TN IAMP CELL	Refund of unspent Amount	Tr. of funds	Interest Transfer to Government	Bank Charges	Dep. Exp. (Bank Guarantee)	Closing Balance
1	Cheyvar	147023.00	0.00	1324000.00	0.00	6394.00	0.00	1477417.00	1243838.00	0.00	26085.00	0.00	0.00	0.00	0.00	207494.00
2	Chinnar	251756.00	0.00	0.00	0.00	1056.00	0.00	252812.00	0.00	0.00	252812.00	0.00	0.00	0.00	0.00	0.00
3	Gummidipoondi	28466.50	0.00	0.00	20.00	193.00	0.00	28679.50	0.00	0.00	28679.50	0.00	0.00	0.00	0.00	0.00
4	Marimukthanadhi	291102.00	0.00	0.00	0.00	2104.00	0.00	293206.00	0.00	0.00	293206.00	0.00	0.00	0.00	0.00	0.00
5	Musukundanadhi	375238.50	0.00	0.00	0.00	5430.50	0.00	380669.00	0.00	0.00	380669.00	0.00	0.00	0.00	0.00	0.00
6	Paravanar	32967.78	0.00	817000.00	9000.00	4752.00	0.00	863719.78	463418.00	0.00	0.00	0.00	0.00	9000.00	0.00	391301.78
7	Vegavathy	24464.00	0.00	643000.00	20100.00	2831.00	0.00	690395.00	535012.00	0.00	0.00	0.00	0.00	35062.00	0.00	120321.00
8	Marudaiyaru	1277254.90	0.00	0.00	0.00	10947.00	0.00	1288201.90	0.00	0.00	1288201.90	0.00	0.00	0.00	0.00	0.00
9	Nambiyar	331432.50	0.00	0.00	0.00	2741.50	0.00	334174.00	0.00	0.00	334174.00	0.00	0.00	0.00	0.00	0.00
10	TNIAMP Cell	0.00	0.00	0.00	0.00	0.00	0.00	0.00	0.00	0.00	0.00	0.00	0.00	0.00	0.00	0.00
	<b>Total</b>	<b>2759705.18</b>	<b>0.00</b>	<b>2784000.00</b>	<b>29120.00</b>	<b>36449.00</b>	<b>0.00</b>	<b>5609274.18</b>	<b>2242268.00</b>	<b>0.00</b>	<b>2603827.40</b>	<b>0.00</b>	<b>0.00</b>	<b>44062.00</b>	<b>0.00</b>	<b>719116.78</b>

*S. K. Srinivasan*  
 Director, TN IAMP  
 Tamil Nadu Agricultural University  
 Coimbatore

18/09/25

**Tamil Nadu Agricultural University**  
**Tamil Nadu Irrigated Agriculture Modernization Project (TNIAMP)**  
**TN-IAMP - Consolidated Statement 2024-25 - Phase IV**

S.No	Sub Basins	Opening Balance	Grant from GOV.	Transfer of funds	Others	Receipts (Bank Interest)	Adv. Adjustment	Total	Expr.	Sub basin expenditure in TN IAMP CELL	Refund of unspent Amount	Tr. of funds	Interest Transfer to Government	Bank Charges	Dep. Exp. (Bank Guarantee)	Closing Balance
1	Nandhiyar - Kulaiyar	3778.50	0.00	0.00	0.00	0.00	0.00	3778.50	0.00	0.00	3778.50	0.00	0.00	0.00	0.00	0.00
2	Ponnai	75255.00	0.00	0.00	0.00	1285	0.00	76540.00	0.00	0.00	76540.00	0.00	0.00	0.00	0.00	0.00
3	Sathaiyar	60140.60	0.00	0.00	0.00	1492.4	0.00	61633.00	0.00	0.00	61633.00	0.00	0.00	0.00	0.00	0.00
4	Therkkar	358034.10	0.00	0.00	0.00	1888.00	0.00	359922.10	0.00	0.00	359922.10	0.00	0.00	0.00	0.00	0.00
5	Aliyar	82498.00	0.00	0.00	0.00	2907.00	0.00	85405.00	0.00	0.00	0.00	0.00	0.00	0.00	0.00	85405.00
6	Thurinjalur	6350.50	0.00	0.00	0.00	473.5	0.00	6824.00	0.00	0.00	6824.00	0.00	0.00	0.00	0.00	0.00
7	Lower Vaigai	328421.10	0.00	0.00	1545	0.00	0.00	329966.10	0.00	0.00	329966.10	0.00	0.00	0.00	0.00	0.00
8	Lower Vellar	149874.10	0.00	1350000	0.00	2924	0.00	1502798.10	1283171	0.00	0.00	0.00	0.00	0.00	0.00	219627.10
9	CDZ-Thanjavur	361295.00	0.00	0.00	0.00	2170	0.00	363465.00	0.00	0.00	363465.00	0.00	0.00	0.00	0.00	0.00
10	CDZ-Tiruvavur	0.00	0.00	0.00	0.00	17	0.00	17.00	0.00	0.00	0.00	0.00	0.00	0.00	0.00	17.00
11	CDZ-Nagapattinam	10106.00	0.00	0.00	0.00	418	0.00	10524.00	0.00	0.00	10524.00	0.00	0.00	0.00	0.00	0.00
12	TNIAMP Cell	0.00	0.00	0.00	0.00	0.00	0.00	0.00	0.00	0.00	0.00	0.00	0.00	0.00	0.00	0.00
	<b>Total</b>	<b>1435752.90</b>	<b>0.00</b>	<b>1350000</b>	<b>1545</b>	<b>13574.90</b>	<b>0.00</b>	<b>2800872.80</b>	<b>1283171</b>	<b>0.00</b>	<b>1212652.70</b>	<b>0.00</b>	<b>0.00</b>	<b>0.00</b>	<b>0.00</b>	<b>305049.10</b>

*S. S. Sathyanarayanan*  
 Director (Irrigation)  
 Tamil Nadu Agricultural University  
 Coimbatore

By  
 10/7/2025

**Tamil Nadu Agricultural University**  
**Tamil Nadu Irrigated Agriculture Modernization Project (TNIAMP)**  
**Model Village Expenditure for 2024 - 25 - Phase I**

S.No.	Sub Basins	Sub Basin Expenditure	TNIAMP Expenditure	Total
1	Lower Palar	0.00	0.00	0.00
2	Nagariyar	0.00	0.00	0.00
3	Lower Vellar	0.00	0.00	0.00
4	Krishnagiri to Pambar	0.00	0.00	0.00
5	Sathaiyar	0.00	0.00	0.00
6	Sirumalaiyar	0.00	0.00	0.00
7	Varaghanadhi	0.00	0.00	0.00
8	Kousiganadhi	0.00	0.00	0.00
9	Gadananadhi	0.00	0.00	0.00
10	Manjalar	0.00	0.00	0.00
11	Suruliyar	0.00	0.00	0.00
12	Lower Tamiraparani	0.00	0.00	0.00
13	Lower Vaigai	0.00	0.00	0.00
14	CDZ - Thanjavur	0.00	0.00	0.00
15	CDZ - Tiruvarur	0.00	0.00	0.00
16	CDZ - Nagapattinam	0.00	0.00	0.00
17	Ponnanaiyar	0.00	0.00	0.00
18	Lower Bhavani	0.00	0.00	0.00
19	TN-IAMP -Cell	0.00	0.00	0.00
20	IT Based Activities (Geo-tagging)	0.00	0.00	0.00
21	IT Based Activities (DEMIC)	0.00	0.00	0.00
22	IT Based Activities (M.Velanmai)	0.00	0.00	0.00
<b>Total</b>		<b>0.00</b>	<b>0.00</b>	<b>0.00</b>

*(Signature)*  
 Director (IAMS) &  
 Model Officer (TNIAMP)

8  
18/1/25

Tamil Nadu Agricultural University  
Tamil Nadu Irrigated Agriculture Modernization Project (TNIAMP)  
Summary of Receipts 2024-25 - Phase II

S.No.	Sub Basins	Opening Balance	Bank Interest	Others	Transfer of Funds	Total
1	Lower Peraiyar	1262620.70	18231.30	2610.00	0.00	1283462.00
2	Nandhiyar	64837.00	440.00	43.00	0.00	65320.00
3	Pambar	184400.00	0.00	1084.00	0.00	185484.00
4	Vaniyar	28033.00	357.00	0.00	0.00	28390.00
5	Agaramaru	64179.00	1144.00	0.00	0.00	65323.00
6	Aliyar	104971.50	1600.50	400.00	0.00	106972.00
7	LC - Aduthurai	92026.00	383.00	0.00	0.00	92409.00
8	LC-Vridhachalam	872.20	333.00	0.00	0.00	1205.20
9	Mettur Noyyal	26441.56	1953.00	0.00	0.00	28394.56
10	Thirumanimuthar	84705.10	2124.00	0.00	0.00	86829.10
11	Karapottanar	45252.50	270.50	0.00	0.00	45523.00
12	Aiyyar	293553.50	4078.50	0.00	0.00	297632.00
13	Nandhiyar - Kulaiyar	33541.00	169.00	0.00	0.00	33710.00
14	Pachaiyar	318022.00	5140.00	0.00	0.00	323162.00
15	Chittar	46423.50	567.50	0.00	0.00	46991.00
16	Uppar	414481.70	1570.30	0.00	0.00	416052.00
17	TNIAMP Cell	0.00	0.00	0.00	0.00	0.00
	<b>Total</b>	<b>3064360.26</b>	<b>38361.60</b>	<b>4137.00</b>	<b>0.00</b>	<b>3106858.86</b>

*S. K. S. S. S.*  
Dir. for (CWSS) &  
M. S. S. S.

12/1/25

**Tamil Nadu Agricultural University**  
**Tamil Nadu Irrigated Agriculture Modernization Project (TNIAMP)**  
**TN-IAMP - Consolidated Statement 2024-25 - Phase II**

S.No.	Sub Basins	Opening Balance	Transfer of funds	Others	Receipts (Bank Interest)	Total	Expr.	Sub basin expenditure in TN IAMP CELL	Refund of Unspent Amount	Dep. Exp. (Bank Guarantee)	Closing Balance
1	Lower Pennaiyar	1262620.70	0.00	2610.00	18231.30	1283462.00	177.00	0.00	1283285.00	0.00	0.00
2	Nandhiyar	64837.00	0.00	43.00	440.00	65320.00	0.00	0.00	65320.00	0.00	0.00
3	Pambar	184400.00	0.00	1084.00	0.00	185484.00	0.00	0.00	185484.00	0.00	0.00
4	Vaniyar	28033.00	0.00	0.00	357.00	28390.00	0.00	0.00	28390.00	0.00	0.00
5	Agaramaru	64179.00	0.00	0.00	1144.00	65323.00	0.00	0.00	65323.00	0.00	0.00
6	Aliyar	104971.50	0.00	400.00	1600.50	106972.00	0.00	0.00	106972.00	0.00	0.00
7	LC - Aduthurai	92026.00	0.00	0.00	383.00	92409.00	0.00	0.00	92409.00	0.00	0.00
8	LC-Vridhachalam	872.20	0.00	0.00	333.00	1205.20	0.00	0.00	1205.20	0.00	0.00
9	Mettur Noyyal	26441.56	0.00	0.00	1953.00	28394.56	0.00	0.00	28394.56	0.00	0.00
10	Thirunanimuthar	84705.10	0.00	0.00	2124.00	86829.10	0.00	0.00	86829.10	0.00	0.00
11	Karaipottanar	45252.50	0.00	0.00	270.50	45523.00	1180.00	0.00	44343.00	0.00	0.00
12	Aiyar	293553.50	0.00	0.00	4078.50	297632.00	0.00	0.00	297632.00	0.00	0.00
13	Nandhiyar - Kulaiyar	33541.00	0.00	0.00	169.00	33710.00	0.00	0.00	33541.00	0.00	169.00
14	Pachaiyar	318022.00	0.00	0.00	5140.00	323162.00	0.00	0.00	323162.00	0.00	0.00
15	Chittar	46423.50	0.00	0.00	567.50	46991.00	0.00	0.00	46991.00	0.00	0.00
16	Uppar	414481.70	0.00	0.00	1570.30	416052.00	0.00	0.00	416052.00	0.00	0.00
17	TNIAMP Cell	0.00	0.00	0.00	0.00	0.00	0.00	0.00	0.00	0.00	0.00
<b>Total</b>		<b>3064360.26</b>	<b>0.00</b>	<b>4137.00</b>	<b>38361.60</b>	<b>3106858.86</b>	<b>1357.00</b>	<b>0.00</b>	<b>3105332.86</b>	<b>0.00</b>	<b>169.00</b>


  
 Director (CWGS) &
   
 M... ..

**Tamil Nadu Agricultural University**  
**Tamil Nadu Irrigated Agriculture Modernization Project (TNIAMP)**  
**Model Village Expenditure for 2024 - 25 - Phase II**

S.No.	Sub Basins	Sub Basin Expenditure	TNIAMP Expenditure	Total
1	Lower Pennaiyar	0.00	0.00	0.00
2	Nandhiyar	0.00	0.00	0.00
3	Pambar	0.00	0.00	0.00
4	Vaniyar	0.00	0.00	0.00
5	Agaramaru	0.00	0.00	0.00
6	Aliyar	0.00	0.00	0.00
7	LC - Aduthurai	0.00	0.00	0.00
8	LC-Vridhachalam	0.00	0.00	0.00
9	Mettur Noyyal	0.00	0.00	0.00
10	Thirumanimuthar	0.00	0.00	0.00
11	Karaipottanar	0.00	0.00	0.00
12	Aiyyar	0.00	0.00	0.00
13	Nandhiyar - Kulaiyar	0.00	0.00	0.00
14	Pachaiyar	0.00	0.00	0.00
15	Chittar	0.00	0.00	0.00
16	Uppar	0.00	0.00	0.00
17	TNIAMP Cell	0.00	0.00	0.00
<b>Total</b>		<b>0.00</b>	<b>0.00</b>	<b>0.00</b>

*Sub Total*  
*0.00*  
*18/9/25*

*8*  
*18/9/25*

**Tamil Nadu Agricultural University**  
**Tamil Nadu Irrigated Agriculture Modernization Project (TNIAMP)**  
**Summary of Receipts 2024-25 - Phase III**

S.No.	Sub Basins	Opening Balance	Bank Interest	Others	Transfer of Funds	Total
1	Cheyyar	147023.00	6394.00	0.00	1324000.00	1477417.00
2	Chinnar	251756.00	1056.00	0.00	0.00	252812.00
3	Gummidipoondi	28466.50	193.00	20.00	0.00	28679.50
4	Manimukthanadhi	291102.00	2104.00	0.00	0.00	293206.00
5	Musukundanadhi	375238.50	5430.50	0.00	0.00	380669.00
6	Paravanar	32967.78	4752.00	9000.00	817000.00	863719.78
7	Vegavathy	24464.00	2831.00	20100.00	643000.00	690395.00
8	Marudaiyaru	1277254.90	10947.00	0.00	0.00	1288201.90
9	Nambiyar	331432.50	2741.50	0.00	0.00	334174.00
10	TNIAMP Cell	0.00	0.00	0.00	0.00	0.00
<b>Total</b>		<b>2759705.18</b>	<b>36449.00</b>	<b>29120.00</b>	<b>2784000.00</b>	<b>5609274.18</b>

A.  
18/9/2025

*(Handwritten signature)*

**Tamil Nadu Agricultural University**  
**Tamil Nadu Irrigated Agriculture Modernization Project (TNIAMP)**  
**TN-IAMP - Consolidated Statement 2024-25 - Phase III**

S.No.	Sub Basins	Opening Balance	Transfer of funds	Others	Receipts (Bank Interest)	Total	Expr.	Sub basin expenditure in TN IAMP CELL	Refund of Unspent Amount	Bank Charges	Dep. Exp. (Bank Guarantee)	Closing Balance
1	Cheyar	147023.00	1324000.00	0.00	6394.00	1477417.00	1243838.00	0.00	26085.00	0.00	0.00	207494.00
2	Chinnar	251756.00	0.00	0.00	1056.00	252812.00	0.00	0.00	252812.00	0.00	0.00	0.00
3	Gummidipoondi	28466.50	0.00	20.00	193.00	28679.50	0.00	0.00	28679.50	0.00	0.00	0.00
4	Manimukthanadhi	291102.00	0.00	0.00	2104.00	293206.00	0.00	0.00	293206.00	0.00	0.00	0.00
5	Musukundanadhi	375238.50	0.00	0.00	5430.50	380669.00	0.00	0.00	380669.00	0.00	0.00	0.00
6	Paravandar	32967.78	817000.00	9000.00	4752.00	863719.78	463418.00	0.00	0.00	9000.00	0.00	391301.78
7	Vegavathy	24464.00	643000.00	20100.00	2831.00	690395.00	535012.00	0.00	0.00	35062.00	0.00	120321.00
8	Marudaiyaru	1277254.90	0.00	0.00	10947.00	1288201.90	0.00	0.00	1288201.90	0.00	0.00	0.00
9	Nambiyar	331432.50	0.00	0.00	2741.50	334174.00	0.00	0.00	334174.00	0.00	0.00	0.00
10	TNIAMP Cell	0.00	0.00	0.00	0.00	0.00	0.00	0.00	0.00	0.00	0.00	0.00
<b>Total</b>		<b>2759705.18</b>	<b>2784000.00</b>	<b>29120.00</b>	<b>36449.00</b>	<b>5609274.18</b>	<b>2242268.00</b>	<b>0.00</b>	<b>2603827.40</b>	<b>44062.00</b>	<b>0.00</b>	<b>719116.78</b>

*S. S. Srinivasan*  
 Director, TN IAMP  
 Tamil Nadu Agricultural University

18/11/25

Tamil Nadu Agricultural University  
Tamil Nadu Irrigated Agriculture Modernization Project (TN IAMP)  
Phase III Expenditure for 2024 - 25

Sub Basins	Sub basin Expenditure					TN IAMP CELL Exp.					Grand Total
	Spill Over	IInd year	III Year	IV year	Total	Spill Over	IInd year	III Year	IV year	Total	
1 Cheyyar	0.00	0.00	1840762.50	837268.00	2678030.50	0.00	0.00	2103834.50	23143.00	2126977.50	4805008.00
2 Chinnar	0.00	101000.00	494409.50	0.00	595409.50	0.00	0.00	161664.50	0.00	161664.50	757074.00
3 Gummidipoondi	0.00	48400.00	0.00	0.00	48400.00	0.00	0.00	0.00	0.00	0.00	48400.00
4 Manimukthanadhi	0.00	0.00	633606.00	0.00	633606.00	0.00	0.00	1456360.00	0.00	1456360.00	2089966.00
5 Musakundanadhi	0.00	20000.00	0.00	0.00	20000.00	0.00	0.00	0.00	0.00	0.00	20000.00
6 Parivanar	0.00	0.00	756154.72	425388.00	1181542.72	0.00	0.00	675250.28	7328.00	682578.28	1864121.00
7 Vegavathy	0.00	129145.00	558899.50	410012.00	1098056.50	0.00	0.00	1088323.50	32014.00	1120337.50	2218394.00
8 Marudaiyaru	0.00	0.00	0.00	0.00	0.00	0.00	0.00	0.00	0.00	0.00	0.00
9 Nambiyar	0.00	0.00	0.00	0.00	0.00	0.00	0.00	0.00	0.00	0.00	0.00
10 TN-IAMP -Cell	0.00	0.00	0.00	0.00	0.00	1269852.00	2989725.00	2373735.00	16984589.00	23617901.00	23617901.00
<b>Total</b>	<b>0.00</b>	<b>298545.00</b>	<b>4283832.22</b>	<b>1672668.00</b>	<b>6255045.22</b>	<b>1269852</b>	<b>2989725</b>	<b>7859167.78</b>	<b>17047074.00</b>	<b>29165818.78</b>	<b>35420864.00</b>

*(Handwritten Signature)*  
TAMIL NADU IRRIGATED AGRICULTURE MODERNIZATION PROJECT  
TAMIL NADU AGRICULTURAL UNIVERSITY

*(Handwritten Date)*  
15/1/25

**Tamil Nadu Agricultural University**  
**Tamil Nadu Irrigated Agriculture Modernization Project (TNIAMP)**  
**Model Village Expenditure for 2024 - 25 - Phase III**

S.No.	Sub Basins	Sub Basin Expenditure	TNIAMP Expenditure	Total
1	Cheyar	274760.00	100000.00	374760.00
2	Chinnar	0.00	0.00	0.00
3	Gummidipoondi	0.00	0.00	0.00
4	Manimukthanadhi	98563.00	25000.00	123563.00
5	Musukundanadhi	0.00	0.00	0.00
6	Paravanar	38030.00	25000.00	63030.00
7	Vegavathy	125000.00	25000.00	150000.00
8	Marudaiyaru	0.00	0.00	0.00
9	Nambiyar	0.00	0.00	0.00
10	TNIAMP Cell	0.00	234038.00	234038.00
<b>Total</b>		<b>536353.00</b>	<b>409038.00</b>	<b>945391.00</b>

*(Handwritten signature)*  
*(Date: 18/9/25)*

*(Handwritten signature)*  
*(Date: 18/9/25)*

**Tamil Nadu Agricultural University**  
**Tamil Nadu Irrigated Agriculture Modernization Project (TNIAMP)**  
**Summary of Receipts 2024-25 - Phase IV**

S.No.	Sub Basins	Opening Balance	Bank Interest	Others	Transfer of Funds	Total
1	Nandhiyar - Kulaiyar	3778.50	0.00	0.00	0.00	3778.50
2	Ponnai	75255.00	1285.00	0.00	0.00	76540.00
3	Sathaiyar	60140.60	1492.40	0.00	0.00	61633.00
4	Therkkar	358034.10	1888.00	0.00	0.00	359922.10
5	Aliyar	82498.00	2907.00	0.00	0.00	85405.00
6	Thurinjalur	6350.50	473.50	0.00	0.00	6824.00
7	Lower Vaigai	328421.10	0.00	1540.00	0.00	329961.10
8	Lower Vellar	149874.10	2924.00	0.00	1350000.00	1502798.10
9	CDZ-Thanjavur	361295.00	2170.00	0.00	0.00	363465.00
10	CDZ-Tiruvarur	0.00	17.00	0.00	0.00	17.00
11	CDZ-Nagapattinam	10106.00	418.00	0.00	0.00	10524.00
12	TNIAMP Cell	0.00	0.00	0.00	0.00	0.00
<b>Total</b>		<b>1435752.90</b>	<b>13574.90</b>	<b>1540.00</b>	<b>1350000.00</b>	<b>2800867.80</b>

*S. V. Srinivasan*  
 DIRECTOR (TNIAMP)  
 TAMIL NADU AGRICULTURAL UNIVERSITY

*S. V. Srinivasan*

**Tamil Nadu Agricultural University**  
**Tamil Nadu Irrigated Agriculture Modernization Project (TNIAMP)**  
**TN-IAMP - Consolidated Statement 2024-25 - Phase IV**

Sub Basins	Opening Balance	Transfer of funds	Others	Receipts (Bank Interest)	Total	Expr.	Sub basin expenditure in TN IAMP CELL	Refund of Unspent Amount	Bank Charges	Dep. Exp. (Bank Guarantees)	Closing Balance
1 Nandhiyar - Kulaiyar	3778.50	0.00	0.00	0.00	3778.50	0.00	0.00	3778.50	0.00	0.00	0.00
2 Ponnai	75255.00	0.00	0.00	1285.00	76540.00	0.00	0.00	76540.00	0.00		0.00
3 Sathaiyar	60140.60	0.00	0.00	1492.40	61633.00	0.00	0.00	61633.00	0.00	0.00	0.00
4 Therkkar	358034.10	0.00	0.00	1888.00	359922.10	0.00	0.00	359922.10	0.00	0.00	0.00
5 Aliyar	82498.00	0.00	0.00	2907.00	85405.00	0.00	0.00	0.00	0.00	0.00	85405.00
6 Thuringalar	6350.50	0.00	0.00	473.50	6824.00	0.00	0.00	6824.00	0.00	0.00	0.00
7 Lower Vaigai	328421.10	0.00	1545.00	0.00	329966.10	0.00	0.00	329966.10	0.00	0.00	0.00
8 Lower Vellar	149874.10	1350000.00	0.00	2924.00	1502798.10	1283171.00	0.00	0.00	0.00	0.00	219627.10
9 CDZ-Thanjavur	361295.00	0.00	0.00	2170.00	363465.00	0.00	0.00	363465.00	0.00	0.00	0.00
10 CDZ-Tiruvarur	0.00	0.00	0.00	17.00	17.00	0.00	0.00	0.00	0.00	0.00	17.00
11 CDZ-Nagapattinam	10106.00	0.00	0.00	418.00	10524.00	0.00	0.00	10524.00	0.00	0.00	0.00
12 TNIAMP Cell	0.00	0.00	0.00	0.00	0.00	0.00	0.00	0.00	0.00	0.00	0.00
<b>Total</b>	<b>1435752.90</b>	<b>1350000.00</b>	<b>1545.00</b>	<b>13574.90</b>	<b>2800872.80</b>	<b>1283171.00</b>	<b>0.00</b>	<b>1212652.70</b>	<b>0.00</b>	<b>0.00</b>	<b>305049.10</b>

*S. K. S.*  
**Director (IAS)**  
 Tamil Nadu Irrigated Agriculture Modernization Project  
 1204, Coimbatore

*By*  
 15/7/25

**Tamil Nadu Agricultural University**  
**Tamil Nadu Irrigated Agriculture Modernization Project (TNIAMP)**  
**Phase IV Expenditure for 2024 - 25**

S.No.	Sub Basins	Sub basin Expenditure				TN IAMP CELL Exp.			
		Spill Over	IInd year	III Year	Total	Spill Over	IInd year	III Year	Total
1	Nandhiyar - Kulaiyar	0.00	1304972.00	0.00	1304972.00	520089.00	1168893.00	0.00	1688982.00
2	Ponnai	0.00	674358.00	0.00	674358.00	0.00	2060317.00	0.00	2060317.00
3	Sathaiyar	0.00	1542333.40	0.00	1542333.40	0.00	1879583.60	0.00	1879583.60
4	Therkkar	210468.00	772408.00	0.00	982876.00	0.00	1017160.00	0.00	1017160.00
5	Aliyar	0.00	794198.00	0.00	794198.00	0.00	2951160.00	0.00	2951160.00
6	Thurinjalar	60388.00	435984.50	0.00	496372.50	0.00	10080.50	0.00	10080.50
7	Lower Vaigai	0.00	2471136.50	0.00	2471136.50	0.00	955375.50	0.00	955375.50
8	Lower Vellar	0.00	2138126.90	529166.00	2667292.90	0.00	4871702.10	0.00	4871702.10
9	CDZ-Thanjavur	0.00	1702686.50	0.00	1702686.50	0.00	1551532.50	0.00	1551532.50
10	CDZ-Tiruvarur	0.00	3336910.00	0.00	3336910.00	0.00	3374189.00	0.00	3374189.00
11	CDZ-Nagapattinam	0.00	1130354.50	0.00	1130354.50	0.00	440524.50	0.00	440524.50
12	TNIAMP Cell	0.00	0.00	0.00	0.00	6102878.00	3282014.00	0.00	9384892.00
<b>Total</b>		<b>270856.00</b>	<b>16303468.30</b>	<b>529166.00</b>	<b>17103490.30</b>	<b>6622967.00</b>	<b>23562531.70</b>	<b>0.00</b>	<b>30185498.70</b>

*(Signature)*  
 Director (TNIAMP)  
 Tamil Nadu Agricultural University  
 Coimbatore

80  
12/9/23

**Tamil Nadu Agricultural University**  
**Tamil Nadu Irrigated Agriculture Modernization Project (TNIAMP)**  
**Model Village Expenditure for 2024 - 25 - Phase IV**

S.No.	Sub Basins	Sub Basin Expenditure	TNIAMP Expenditure	Total
1	Nandhiyar - Kulaiyar	135000.00	25000.00	160000.00
2	Pommai	112500.00	25000.00	137500.00
3	Sathaiyar	600000.00	100000.00	700000.00
4	Therkkar	300000.00	50000.00	350000.00
5	Aliyar	0.00	0.00	0.00
6	Thurinjalur	0.00	25000.00	25000.00
7	Lower Vaigai	300000.00	50000.00	350000.00
8	Lower Vellar	754005.00	125000.00	879005.00
9	CDZ-Thanjavur	0.00	0.00	0.00
10	CDZ-Tiruvarur	0.00	0.00	0.00
11	CDZ-Nagapattinam	0.00	0.00	0.00
12	TNIAMP Cell	0.00	286451.00	286451.00
<b>Total</b>		<b>2201505.00</b>	<b>686451.00</b>	<b>2887956.00</b>

*Sh. J. S.*  
 Director  
 18/11/25

*Dr.*  
 18/11/25

Tamil Nadu Agricultural University  
Tamil Nadu Irrigated Agriculture Modernization Project (TNIAMP)  
Advance Expenditure for 2024 - 25 - Phase I, II, III & IV

S.No.	Sub Basins	Amount	Sub Basins	Amount	Sub Basins	Amount	Sub Basins	Amount	Total Amount
1	Lower Palar	0.00	Lower Pennaiyar	0.00	Cheyar	0.00	Nandhiyar - Kulaiyar	0.00	0.00
2	Nagariyar	0.00	Nandhiyar	0.00	Chinnar	0.00	Ponnu	0.00	0.00
3	Lower Vellar	0.00	Pambar	0.00	Gummidiipoondi	0.00	Sathiyar	0.00	0.00
4	Krishnagiri to Pambar	0.00	Vaniyar	0.00	Manumukthanadhi	0.00	Therkkar	0.00	0.00
5	Sathiyar	0.00	Agaramaru	0.00	Musukundenadhi	0.00	Aliyar	0.00	0.00
6	Sirumalaiyar	0.00	Aliyar	0.00	Paravanar	0.00	Thurinjalur	0.00	0.00
7	Varaghanadhi	0.00	LC - Aduthurai	0.00	Vegavathy	0.00	Lower Vaigai	0.00	0.00
8	Kozhiganadhi	0.00	LC-Vndhachalam	0.00	Marudaiyaru	0.00	Lower Vellar	0.00	0.00
9	Gadananadhi	0.00	Mettur Noyyal	0.00	Nambiyar	0.00	CDZ-Thanjavar	0.00	0.00
10	Manjalur	0.00	Thirumanimuthar	0.00	TN-IAMP -Cell	0.00	CDZ-Tiruvavur	0.00	0.00
11	Suruliyar	0.00	Karupottanar	0.00			CDZ-Nagapattinam	0.00	0.00
12	Lower Tamiraparani	0.00	Aiyyar	0.00			TNIAMP Cell	0.00	0.00
13	Lower Vaigai	0.00	Nandhiyar - Kulaiyar	0.00					0.00
14	CDZ - Thanjavur	0.00	Pachaiyar	0.00					0.00
15	CDZ - Tiruvavur	0.00	Chittar	0.00					0.00
16	CDZ - Nagapattinam	0.00	Uppar	0.00					0.00
17	Ponnanaiyar	0.00	TNIAMP Cell	0.00					0.00
18	Lower Bhavani	0.00		0.00					0.00
19	TN-IAMP - Cell	0.00		0.00					0.00
20	IT Based Activities (Geo-tagging)	0.00		0.00					0.00
21	IT Based Activities (DEMIC)	0.00		0.00					0.00
22	IT Based Activities (M Velanmai)	0.00							0.00
	<b>Total</b>	<b>0.00</b>		<b>0.00</b>		<b>0.00</b>		<b>0.00</b>	<b>0.00</b>

  
 DIRECTOR (TNIAMP)  
 NORTH OFFICE (TNIAMP)  
 Chennai  
 18/07/25

8/18/25

# **Income and Expenditure Account**

**ABSTRACT**  
**MONTHLY ACCOUNTS MARCH - 2024-25**  
 Name of the Centre / College/ Stations /Drawing officers Code/ : \_\_\_\_\_  
 The Director, CWGS, TNAU, Coimbatore.

RECEIPTS		Amount	Total Amount	EXPENDITURE		Amount	Total Amount
Opening Balance	20222157.08	20222157.08	Scheme Expenditure As per Sheet 7				
Transfer of Funds (Sheet 2)			TN-IAMP				
GRANT from MDPU	Rs. 20000000		GRANT from MDPU	Rs.	17047065		
Model Village	Rs. 32000000		Model Village	Rs.	2133951		
Water	Rs. 28000000		Water	Rs.	4800000		
Horticulture Fund (Cornall)	Rs. 10265000		Horticulture Fund (Cornall)	Rs.	9913187		
HO's Training	Rs. 14000000		HO's Training	Rs.	249949		
Phase II Cornal	Rs. 0		Phase II Cornal	Rs.	7148362		
Model Village Phase III	Rs. 0		Model Village Phase III	Rs.	375791		
<b>Total</b>	<b>Rs. 50265000</b>	<b>50265000</b>	<b>Sub Total</b>	<b>Rs.</b>	<b>41668305</b>	<b>41668305</b>	
Grant - Receipt (Sheet 3)							
Refund from main Account	Rs. 0						
	Rs. 0						
	Rs. 0						
	Rs. 0						
	Rs. 0						
	Rs. 0						
	Rs. 0						
Bank Interest 2023-24	Rs. 741314						
	Rs. 0						
<b>Sub Total</b>	<b>Rs. 741314</b>	<b>741314</b>					

RECEIPTS		Amount	Total Amount	EXPENDITURE		Amount	Total Amount
<b>(Loans and Advance (Sheet 4))</b>				<b>(Loans and Advance (Sheet 8))</b>			
	Rs.	0		Transfer of Funds to Sub basins	Rs.	4134000	
	Rs.	0			Rs.		
	Rs.	0		Advance for Training	Rs.	0	
	Rs.	0			Rs.		
	Rs.	0			Rs.		
	Rs.	0			Rs.		
	Rs.	0			Rs.		
	Rs.	0		Others	Rs.		
	Rs.	0			Rs.		
<b>Sub Total</b>	<b>Rs.</b>	<b>0</b>	<b>0</b>	<b>Sub Total</b>	<b>Rs.</b>	<b>4134000</b>	<b>4134000</b>
<b>Deposits (Sheet 5)</b>				<b>Deposits (Sheet 9)</b>			
GST	Rs.	0		Refund of GST	Rs.	0	
Refund of unspent from Ph-1	Rs.	8554761.2			Rs.	0	
Un cashed cheque	Rs.	11732		Un cashed cheque	Rs.	0	
Refund of interest Amount (Cheriyar & Vegavathy)	Rs.	41047					
5% Bank Guarantee	Rs.	91062		Refund of 5% Bank Guarantee	Rs.	3599922	
iii. Excess GST Recovered from M/s.Mobitech Wireless Solution, Erode (Cash Book Pg.No 100 - Vol VI (2023-2024))							
DEMIC	Rs.	0		Eachentotal - Sprinkler	Rs.	0	
others adjustment	Rs.	3970414		Killikulam - Drip	Rs.	0	
Returned from bank	Rs.	0		Demic Expenditure (CARDS)	Rs.	14790241.98	
				Other Deposit	Rs.	0	
<b>Sub Total</b>	<b>Rs.</b>	<b>12669016.2</b>	<b>12669016.2</b>	<b>Sub Total</b>	<b>Rs.</b>	<b>17390163.98</b>	<b>17390163.98</b>
				Expenditure Total	Rs.	63192468.98	
				Cash book closing balance as on 31.03.2025	Rs.	20705018.3	
<b>GRAND TOTAL</b>	<b>Rs.</b>	<b>83897487.28</b>	<b>83897487.28</b>	<b>GRAND TOTAL</b>	<b>Rs.</b>	<b>83897487.28</b>	<b>83897487.28</b>

  
 N. S. Srinivas  
 Director (OWMS)

8/19/25  
 151925

20/03/25  
 151925

Name of the Centre with Drawing Officer (Code) CWGS - TN-IAMP

Grant - 2024-25

SHEET 2

	Detailed Head	Apr-24	May-24	Jun-24	Jul-24	Aug-24	Sep-24	Oct-24	Nov-24	Dec-24	Jan-25	Feb-25	Mar-25	Total
A.	Grant Received from MDRU													
1	GRANT						20000000							20000000
2	Model Village							3200000	0					3200000
3	International Conference											2800000		2800000
4	Horticulture fund (Cornell)		25270000		7738000								14000000	10265000
5	International Collaboration													14000000
														0
														0
	GRANT TOTAL	0	25270000	0	7738000	0	20000000	3200000	0	0	0	2800000	14000000	50265000

  
 Director (R&D) &  
 National Centre (T.M. IAMP)  
 Central  
 18/11/25

Name of the Centre with Drawing Officer Code : Centre for Water and Geospatial Studies-FSBNT

	Detailed Head	Apr-24	May-24	Jun-24	Jul-24	Aug-24	Sep-24	Oct-24	Nov-24	Dec-24	Jan-25	Feb-25	Mar-25	Total
	University Receipts												0	0
1	Refund from Main account						0						0	0
2													0	0
3													0	0
4													0	0
5													0	0
6													0	0
7													0	0
8	Bank interest			150112			153620			266630			170952	741314
9	others			0										0
	TOTAL	0	0	150112	0	0	153620	0	0	266630	0	0	170952	741314

8719100

  
 Director (Finance) &  
 Nodal Officer (TN/AM/P)  
 Centre for Water and Geospatial Studies  
 FSBNT

ANNUAL ACCOUNTS 2024-25 Receipts - Loans & Advance

Name of the Centre with Drawing Officer Code : F36NT - Director, CWGS, TNAU, COIMBATORE													
Detailed Head	Apr-24	May-24	Jun-24	Jul-24	Aug-24	Sep-24	Oct-24	Nov-24	Dec-24	Jan-25	Feb-25	Mar-25	Total
1 Festival Advance													0
2 Handloom / Khadi Advance													0
3 Education Advance													0
4 Marriage Advance													0
5 Vehicle Advance													0
6 Warm Cloth													0
7 NHS (National Health Insurance)													0
8 Others													0
<b>TOTAL</b>	0	0	0	0	0	0	0	0	0	0	0	0	0

12/11/25

*Signature*  
 Director (CWGS) &  
 Nodal Officer (ATIP)  
 TNAU, Coimbatore - 2.

Name of the Centre with Drawing Officer Code : 196NT - The Director, CWGS, TMAU, Coimbatore

Detailed Head	Apr-24	May-24	Jun-24	Jul-24	Aug-24	Sep-24	Oct-24	Nov-24	Dec-24	Jan-25	Feb-25	Mar-25	Total
1 GST	0												0
2 Refund of unspent from Pw-1		1064519.5	1716634.04	180481.56	456128	362955	1432184	2140519.1	0	1320			8554761
3 Audit recovery		11732											11732
4 Bank Guarantee 5%												91062	91062
5 Refund of TDS (Motorists)													0
6 Refund of Interest Amount (Cheyiar & Vegetarhy)									41047				41047
Sub Total	0	1076271.5	1716634.04	180481.56	456128	362955	1432184	2140519.1	41047	1320	0	91062	8598602
7 Other Deposits													
i. refund from bank													0
ii. Un cashed cheque													0
iii. Excess GST Received from M/s. Moditech Wireless Solution, Erode Cash Book Pg. No.100 - Vol.012023, 2024)													0
Bank Guarantee 5%												0	0
DEMIC refund (CANDSI Ad)													0
v. Others Adjustment					0				3970414				3970414
vi Remuneration from COE													0
Total (Others from i to vi)	0	0	0	0	0	0	0	0	3970414	0	0	0	3970414
Grand Total	0	1076271.5	1716634.04	180481.56	456128	362955	1432184	2140519	4011461	1320	0	91062	12669016

8719145

*Smt. P. S. S. S.*  
 Director (Accounts & Finance)  
 Nodal Officer (T.N. I.A.M.P.)  
 Centre for Water and Deepaara Studies  
 TNAU, Coimbatore - 3.

Name of the Centre with Drawing Officer Code :  
 HEAD OF ACCOUNT & SCHEME NAME :  
 The Director, CPDS, TNLU, Coimbatore  
 F58MT - TNLUAP

Particulars	BE	Apr-24	May-24	Jun-24	Jul-24	Aug-24	Sep-24	Oct-24	Nov-24	Dec-24	Jan-25	Feb-25	Mar-25	TOTAL
<b>A. Cost of Personnel</b>														
1. Pay		178900	23044	101993	290477	178113	222083	680417		308110	125001	136388	149350	2493877
2. Stipend					40000						100000	100000		240000
3. Incent									974815	300522				1275337
4. Capacity Building & IEC Measures		13685	6173	44865	225878	216099	380574	2020513	340990	617525	199114	118393	1205969	5900688
5. Drop and Accessories													1820717	1820717
6. Horticulture Fund (Cornell)	10255000		2849890	165417	5660000		64668		650652			521560		9713187
7. Cornell (Phase III)				1050000	666900	55540		561526	228100	2733431	18003	1499683	325179	7148362
8. International Conference						700000		800000	2934345	365655				4800000
9. Travelling allowances											102366	40323		143189
10.														0
11. Other Allowances														0
<b>Sub Total - COP (from 1 to 11)</b>	10765000	192595	2879107	1463275	6883255	1150252	1467335	6202201	2565212	3959588	442118	2157331	407098	32435357
B. Stipend		0								0				0
C. OCMC										1392208				1392208
D. Drop										1200752				1200752
E. Training										480000				480000
F. Model Village -Phase III											98563	277228		375791
G. Model Village -Phase IV											30000	561500	1538451	2133951
H. Training for Horticultural Officer												249949		249949
I. Booked in sub items												2391297		2391297
<b>Sub Total - COP (from B to I)</b>	0	0	0	0	0	0	0	0	0	3081960	30000	646063	4456825	8232548
<b>Grand Total (A to I)</b>	10765000	192595	2879107	1463275	6883255	1150252	1467335	6202201	2565212	7041548	472118	2821594	8530023	41668305

8/16/25  
 18/16/25  
 SMD/SGS &  
 Nodal Officer (TNLUAP)  
 Director, CPDS &  
 TNLU, Coimbatore

2024-2025

Name of the Centre with Drawing Officer Code : Director, CWGS, TNAU, Coimbatore.

Sl.No.	Scheme Code No.	Pay	Grade Pay	DA	UA	HRA	CCA	MC / MA	OTF	LTC	Bonus	Other Allowances	Sub Total (COF)	TA	Monthly	Non-Monthly	Grand Total
1		2493877	240000	1275337	5600688	1820717	9913187	7148362	4800000	0	0	0	33435357	0	2592960	2622951	38551268
2																	0
3																	0
4																	0
5																	0
6																	0
7																	0
8																	0
9																	0
10																	0
11																	0
12																	0
13																	0
14																	0
15																	0
16																	0
17																	0
18																	0
19																	0
20																	0
Grand Total		2493877	240000	1275337	5600688	1820717	9913187	7148362	4800000	0	0	0	33435357	0	2592960	2622951	38551268

*Signature*  
 Director (CWGS) &  
 Nodal Officer (TN-IAMIP)  
 Office for Water and Geospatial Studies  
 TNAU, Coimbatore - 3.  
 20/11/2025

2024-25 Abstract of Expenditure - Transfer of Funds and Advances

SHEET 8

Name of the Centre with Drawing Officer Code : Director, CWGS, TNALU, COMBATORE		Apr-24	May-24	Jun-24	Jul-24	Aug-24	Sep-24	Oct-24	Nov-24	Dec-24	Jan-25	Feb-25	Mar-25	Total
<b>I. TR. Funds</b>														
1	Ph. I	0												0
2	Ph. II	0												0
4	Ph. III	0					800000		800000		117000	950000	417000	2664000
5	Ph. IV	0					700000				800000	120000	750000	1450000
<b>Sub Total:</b>		0	0	0	0	0	1000000	0	800000	0	517000	1070000	1167000	4134000
<b>B. Advance</b>														0
	Disp	0					0	0	0	0	0	0	0	0
	Speaker						0	0	0	0	0	0	0	0
	DEMIC													0
	Training													0
	<b>Sub Total</b>	0	0	0	0	0	1000000	0	800000	0	517000	1070000	1167000	4134000
<b>TOTAL</b>		0	0	0	0	0	1000000	0	800000	0	517000	1070000	1167000	4134000

*S. K. P. S.*  
 Director (CWGS) &  
 Medical Officer (TN-IAMP)  
 Director, Centre for Health Studies  
 TNALU, Kommaturola (3)

80  
 1817105



**\*\*\* End of Report \*\*\***

## AUDIT CERTIFICATE

Certified that, out of the unspent balance amount of Rs.1,13,09,379 (Rupees One crore thirteen lakh nine thousand three hundred and seventy nine only) sanctioned during the period from 2017 - 2018 to 2023 - 2024 and Grants-in-aid amount of Rs.5,02,65,000/- (Rupees Five crore two lakh and sixty five thousand only) sanctioned during the year 2024 - 2025 a sum of Rs. 6,15,74,379/- (Rupees Six crore fifteen lakh seventy four thousand three hundred and seventy nine only) was available grant for the scheme and a sum of Rs.4,51,93,744 (Rupees Four crore fifty one lakh ninety three thousand seven hundred and forty four only) has been incurred as expenditure till 31.03.2025 leaving the balance of Rs.1,63,80,636 (Rupees One crore sixty three lakh eighty thousand six hundred and thirty six only) at the end of IV<sup>th</sup> quarter of 2024 - 2025 as per the statement attached.

The accounts of the above project have been audited in accordance with the terms of Reference for Audit of Financial Statements of TN-IAM Project prescribed by the funding agency and as per the Rules and Regulations prescribed by Government.

On the basis of the information and explanation that have been obtained as per records and according to the best of our knowledge. It is further certified that the expenditure statement represents a true and fair view of the implementation of the project.



Deputy Director  
Local Fund Audit,  
TANU, Coimbatore.

LOCAL FUND AUDIT DEPARTMENT



From  
Tmt. N. Kalpana  
Deputy Director  
Local Fund Audit, TANUVAS Audit,  
MVC Campus,  
Chennai - 600 007

To ✓  
The Director  
Directorate of Sustainable Aquaculture,  
Tamil Nadu Dr. J. Jayalalithaa Fisheries  
University,  
Vettar River View Campus,  
Nagapattinam - 611 002

R.C.No. 463 A1/2025, dated: 07.7.2025

Sir/Madam,

Sub: Audit - Annual Audit Report on the accounts of Tamil Nadu Irrigated Agriculture Modernization Project (TN IAMP) for the year 2024-2025 - Sent - Reg.

&-----&

The Audit Report on the accounts of the Tamil Nadu Irrigated Agriculture Modernization Project (TN IAMP) for the year 2024 - 2025 are sent herewith. The replies to the Audit Report may kindly be sent to this office within two months from the date of the receipt.

The receipt of the Audit Report may be acknowledged early.

*B. Jeyaraj*  
11/7/25  
Deputy Director

Copy to: The Finance Officer, TNJFU, Nagapattinam - 611 002.

LOCAL FUND AUDIT DEPARTMENT



From  
Tmt. N. Kalpana  
Deputy Director  
Local Fund Audit, TANUVAS Audit,  
MVC Campus,  
Chennai - 600 007

To ✓  
The Director  
Directorate of Sustainable Aquaculture,  
Tamil Nadu Dr. J. Jayalalithaa Fisheries  
University,  
Vettar River View Campus,  
Nagapattinam - 611 002

R.C.No. 463 A1/2025, dated: 07.7.2025

Sir/Madam,

Sub: Audit - Annual Audit Report on the accounts of Tamil Nadu Irrigated Agriculture Modernization Project (TN IAMP) for the year 2024-2025 - Sent - Reg.

&-----&

The Audit Report on the accounts of the Tamil Nadu Irrigated Agriculture Modernization Project (TN IAMP) for the year 2024 - 2025 are sent herewith. The replies to the Audit Report may kindly be sent to this office within two months from the date of the receipt.

The receipt of the Audit Report may be acknowledged early.

*B. Jeyaraj*  
11/7/25  
Deputy Director

Copy to: The Finance Officer, TNJFU, Nagapattinam - 611 002.

ANNUAL AUDIT REPORT ON THE ACCOUNTS OF  
TAMIL NADU IRRIGATED AGRICULTURE MODERNIZATION PROJECT  
(TNIAMP) FOR THE YEAR 2024-2025

1. Name of the Auditor : Th. N.Bakiyaraj  
Inspector of Local Fund Audit

Duration of the Audit : 2024-2025

2. The office of the Head was held by the following officials during the period under report.

Sl. No	NAME	DESIGNATION	PERIOD OF OFFICE
1.	Dr. P. Padmavathy	Director i/c	15.03.2024 to 13.11.2024
2.	Dr. Cheryl Antony	Director i/c	14.11.2024 to 31.03.2025

Scope of Audit:

The audit of the financial statements of Tamil Nadu Irrigated Agriculture Modernization Project (TN IAMP) (IAMWARM - II) (Phase - I) by world Bank Government of Tamil Nadu and Government of India for the Year 2024-2025 was conducted by audit in accordance with the regulation and standards of audit of comptroller and Audit General of India. Those standards require that was plan and perform the audit to obtain reasonable assurance about whether the Financial Statements are free of material mis-statements. The audit includes examining, on a test basis evidence supporting the amounts internal checks and controls and disclosures in the Financial Statement. The audit also includes assessing accounting principles used and significant estimates made by management, as well evaluating the overall financial statements presentation.

## PROJECT OBJECTIVES:

1. Development of optimum sustainable production model for irrigation tanks and farm ponds in Tamil Nadu (Cauvery Sub-Basin)
2. Development and management of pure line inland fish brooders in the brooder farm and Production of good quality seeds (Pambar to Krishnagiri Sub Basin)
3. Formulation of species specific fish feed using locally available low cost ingredients (Lower Palankallur sub Basin)
4. Capacity building and training of trainers, fishers, fish farmers and entrepreneurs in the adoption of advanced farming techniques. (Cauvery Sub-Basin)
5. Aquaponics and Raceway model development and dissemination (Cauvery Sub-Basin)
6. Development of new strain for inland fish farm (Pambar to Krishnagiri Sub Basin)

### **Budget:**

Sl. No	Title of the project	Budget in Rs. Lakhs.						
		PY1	PY2	PY3	PY4	PY5	PY6	Total
1.	Development of optimum sustainable production model for Irrigation tanks and farm ponds in Tamil Nadu	14.55	9.95	13.95	3.75	--	--	42.20
2.	Development and management of, pure line inland fish brooders in the brooder farm and production of good quality seeds	1.60	12.0	12.0	9.00	1.80	1.80	38.20
3.	Formulation of species specific fish feed using locally available lowcost ingredients	10.00	9.00	7.00	7.00	0.90	0.90	34.80
4.	Capacity building and training of trainers, fishers,	2.55	25.49	6.83	7.69	6.16	3.75	52.47

	fish farmers and entrepreneurs in the adoption of advanced farming techniques							
5.	Aquaponics and Raceway model development and dissemination	10.50	13.50	9.00	7.00	1.00	1.00	42.00
6.	Development of new strain for inland fish farm	12.30	16.03	4.50	3.50	2.00	2.00	40.33
<b>Total budget year wise</b>		<b>51.50</b>	<b>85.97</b>	<b>53.28</b>	<b>37.94</b>	<b>11.86</b>	<b>9.45</b>	<b>250.00</b>

The First year project amount Rs.51.45 Lakhs was allotted vide G.O.(Ms)No.26, Animal Husbandry, Dairying and Fisheries (FS.4) Department, dt: 22.02.2018

The Second year project amount Rs.85.97 lakhs was allotted vide G.O.(Ms)No.48, Animal Husbandry, Dairying and Fisheries (FS.4) Department, dt: 19.03.2021

The Fourth year project amount Rs.37.94 lakhs was allotted vide G.O.(Ms) No.41, Animal Husbandry, Dairying, Fisheries and Fishermen Welfare (FS.4) Department, dt: 27.03.2023

The Third and Fifth year project amount Rs.65.14 lakhs was allotted vide G.O.(Ms) No.17, Animal Husbandry, Dairying, Fisheries and Fishermen Welfare (FS.4) Department, dt: 06.03.2024

### 3) CERTIFICATE OF AGREEMENT OF BALANCES:

The opening balance as per the various cash book of the under mentioned accounts as on 01.04.2024 were in agreement with the closing balance of the previous year. The closing balance as per the cashbook as on 31.03.2025 was in agreement with the closing balance as per the abstract of Annual Accounts and with the closing balance of the Bank pass book as on 31.03.2025 subject to the reconciliation as shown against each.

1. SC.No.18-101-04

(i) Tamil Nadu Irrigated Agriculture Modernization Project (TNIAMP)

Account No.452101009188

Closing Balance as per Cash Book as on 31.03.2025	6,35,723
Add: Un Cashed Cheques	3,36,229
Grand Total (+)	9,71,952
Less: Bank Charges (-)	1,322
Closing Balance as per Bank Pass Book as on 31.03.2025	9,70,630

Sl. No.	Cheque No.& Date	Particulars	Amount (Rs.)	Cashed on
1.	470073/11.07.2024	NEFT Return on 19.07.2024	1,200	-
2.	470074/11.07.2024	NEFT Return on 20.07.2024	3,600	-
3.	470075/19.07.2024	NEFT Return on 25.07.2024	10,800	-
4.	470079/06.08.2024	NEFT Return on 22.08.2024	1,200	-
5.	019809/21.08.2024	NEFT Return on 19.09.2024	1,200	-
6.	019825/26.09.2024	NEFT Return on 22.10.2024	10,800	-
7.	019826/26.09.2024	NEFT Return on 16.10.2024	14,400	-
8.	019841/04.11.2024	NEFT Return on 08.11.2024	4,800	-
9.	019842/04.11.2024	NEFT Return on 08.11.2024	2,400	-
10.	019846/12.11.2024	NEFT Return on 19.11.2024	1,200	-
11.	019847/12.11.2024	NEFT Return on 18.11.2024	8,400	-
12.	019859/31.12.2024	NEFT Return on 09.01.2025	1,200	-
13.	019874/06.02.2025	NEFT Return on 26.02.2025	2,400	-
14.	019884/18.03.2025	NEFT Return on 27.03.2025	2,400	-
15.	019885/21.03.2025	Yourself	66,384	05.04.2025
16.	019886/29.03.2025	GST	8,910	09.04.2025

17.	019887/29.03.2025	Deposit Account DSA TNJFU	10,000	05.04.2025
18.	019888/29.03.2025	M/s.Gem Scientific Co(CBE)	1,76,080	05.04.2025
19.	019889/29.03.2025	Yourself	8,855	05.04.2025
<b>Total</b>			<b>3,36,229</b>	

4) SUB-BASIN WISE EXPENDITURE

a) P.No.1 - DEVELOPMENT OF OPTIMUM SUSTAINABLE PRODUCTION MODEL FOR IRRIGATION TANKS FARM PONDS IN TAMILNADU

SUB BASIN: CAUVERY

Items of Expenditure	Budget PY-1 (Rs.)	Budget PY-2 (Rs.)	Budget PY-3 (Rs.)	Budget PY-4 (Rs.)	Budget PY-5 (Rs.)	Total PY1 to PY5 (Rs.)	Expenditure incurred						Total	Balance	
							2018-19	2019-20	2020-21	2021-22	2022-23	2023-24			2024-25
<b>Non-Recurring</b>															
a) Water quality lab establishment (3 centres)	500000	--	200000	--	--	700000	--	437265	--	--	--	62735	199240	699240	760
b) Wet laboratory Establishment in (3 centres)	200000	--	200000	--	--	400000	--	19395	--	78588	--	102017	200000	400000	0
<b>Cost of personnel</b>															
a) JRF @ Rs.15000/- PM 1 No.	180000	180000	180000	--	--	540000	15000	173226	75000	61425	--	170628	42500	537779	2221
b) Project Asst @ Rs.10,000/- 2 Persons	240000	240000	240000	--	--	720000	20000	109343	--	115439	93666	237031	138043	713521	6479
<b>Recurring</b>															
a) Lab consumables	300000	500000	500000	300000	--	1600000	20000	304757	--	311259	--	446981	517003	1600000	0
b) Office Contingencies	25000	25000	25000	25000	--	100000	11844	19916	4900	4043	4043	4350	50470	95523	4477
c) Fuel/Vehicle hire charges	10000	50000	50000	50000	--	160000	--	18741	4000	9245	9245	61810	42522	157030	2970
<b>Total</b>	1455000	995000	1395000	375000	--	4220000	66844	1082643	83900	106954	1189778	185551	4203093	16907	

**AUDIT REMARKS**

As per U.S.ONo.246/R<sup>1</sup>/TNJFU/Est./2020 R.C.No.126/R<sup>1</sup>/TNJFU/Est./2020 dt:09.03.2020 budget approved for individual Project.

1. Action may be taken to utilize the unspent balance Rs.16,907/- to achieve project objectives without delay and same may be intimated to audit.

b) P.No.2 DEVELOPMENT AND MANAGEMENT OF PURE LINE INLAND FISH BROODERS IN THE BROODER FARM AND

PRODUCTION OF GOOD QUALITY SEEDS

SUB - BASIN: PAMBAR TOKRISHNAGIRI

Items of Expenditure	Budget PY-1 (Rs.)	Budget PY-2 (Rs.)	Budget PY-3 (Rs.)	Budget PY-4 (Rs.)	Budget PY-5 (Rs.)	Total PY 1 to PY 5 (Rs.)	Expenditure incurred							Total	Balance	
							2018-19	2019-20	2020-21	2021-22	2022-23	2023-24	2024-25			
<b>I</b>																
Non-Recurring																
Tanks & Accessories	---	300000	200000	--	--	500000	---	---	---	---	99800	200200	200000	500000	0	
Cost of Personnel																
a) JRF @Rs.15000/- PM	---	180000	180000	180000	--	540000	---	---	---	---	59464	56032	161064	276560	263440	
<b>II</b>																
1 person.																
b) Project Asst @ Rs.10,000/PM <sup>1</sup>	120000	120000	120000	120000	--	480000	---	39354	108534	102133	4839	113430	109310	477600	2400	
Person																
<b>Recurring</b>																
a) Lab	40000	100000	100000	100000	--	340000	---	40548	---	---	38936	160516	100000	340000	0	
<b>III</b>																
consumables																
b) Cost of adult	---	400000	400000	300000	200000	1300000	---	---	---	---	321475	378525	600000	1300000		



c) P.No.3 - FORMULATION OF SPECIES SPECIFIC FISH FEED USING LOCALLY AVAILABLE LOW COST INGREDIENTS:

Items of Expenditure	Expenditure incurred										Total	Balance					
	Budget PY-1 (Rs.)	Budget PY-2 (Rs.)	Budget PY-3 (Rs.)	Budget PY-4 (Rs.)	Budget PY-5 (Rs.)	Total PY-1to PY-5 (Rs.)	2018-19	2019-20	2020-21	2021-22			2022-23	2023-24	2024-25		
<b>I</b>																	
<b>Non-Recurring</b>																	
Feed quality analytical instruments (minor)	500000	200000	--	--	--	700000	----	487849	----	198181	13942	--	699972	28			
<b>Cost of personnel</b>																	
a) JRF @ Rs.15,000/- PM 1 person	180000	180000	180000	180000	--	720000	----	163532	47903	150000	154112	111774	648214	71786			
b) Project Asst @ Rs.10,000/- PM 1 person	120000	120000	120000	120000	--	480000	10000	89677	73010	100000	63560	97573	458820	2180			
<b>Recurring</b>																	
a) Lab consumables & maintenance	30000	50000	50000	50000	20000	200000	----	10351	--	49915	69734	69901	199901	99			
b) Feed ingredients and feed making	150000	250000	250000	250000	30000	930000	----	146800	--	249334	251910	281954	929998	2			
c) Feed analytical charges	20000	50000	50000	50000	20000	190000	----	39743	--	8402	24543	11140	183828	6172			
d) Maintenance of	----	50000	50000	50000	20000	170000	--	10600	--	15208	68008	76184	170000				



d) Miscellaneous and unforeseen expenses	---	---	---	---	---	---	---	---	---	---	---	---	---	---	---	---	---	---	---
--	-----	-----	-----	-----	-----	-----	-----	-----	-----	-----	-----	-----	-----	-----	-----	-----	-----	-----	-----

**Training to the identified farmers from State fisheries from state fisheries Dept.**

Items of expenditure	Budget PY-1(Rs.)	Budget PY-2 (Rs.)	Budget PY-3(Rs.)	Budget PY-4 (Rs.)	Budget PY-5(Rs.)	Total PY-1 to PY-5 (Rs.)	Expenditure incurred										Total	Balance		
							2018-19	2019-20	2020-21	2021-22	2022-23	2023-24	2024-25							
<b>I Recurring</b>																				
a) Field visit and exposure tour	45000	50000	60000	60000	75000	290000	---	28000	---	---	---	---	1109	110628	63350	213087	76913			
b) Stipend to the trainees @ Rs.100/- trainee/day for 3 Days	---	570000	190000	228000	1377500	2365500	---	173700	124200	---	---	---	35100	1037700	929700	2300400	65100			
c) Travel cost for the trainees	---	570000	190000	---	28500	788500	---	57900	41400	---	---	---	11700	345900	309900	766800	21700			
d) Training Materials	---	190000	65000	75000	93211	423211	---	11550	---	10290	27055	208516	15500	208516	119620	377031	46180			
e) Honorarium & TA / DA	---	---	---	---	54445	54445	---	17652	---	---	---	---	---	15500	17500	50652	3793			
f) Office contingencies	---	100000	---	---	95344	195344	---	5330	20181	---	---	6184	69598	93964	195257	87				
<b>Total</b>	250000	2549000	683000	769000	616000	4867000	---	372932	190681	10290	427648	2117642	1534034	4653227	213773					

**AUDIT REMARKS**

- As per U.S.O.No.246/R1/TNJFU/Estt.,2020 R.C.No.126/R1/TNJFU/Estt.,2020 dt:09.03.2020 budget approved for individual Project.
- As per U.S.O.No.483/TNJFU/C3/TNIAMP Scheme/2024 R.C.No.3308/TNJFU/C3/TNIAMP Scheme/2024 dt:24.06.2024 budget approved for individual Project
- Action may be taken to utilize the unspent balance Rs.2,13,773/- to achieve project objectives without delay and same maybe intimated to audit.



Total	1050000	1350000	900000	700000	100000	4100000	---	703303	103775	6290	949233	1337336	985538	4085475	14525
-------	---------	---------	--------	--------	--------	---------	-----	--------	--------	------	--------	---------	--------	---------	-------

**e) PNO5 - AQUAPONICS AND RACEWAY MODEL DEVELOPMENT AND DISSEMINATION**

**SUB-BASIN: CAUVERY BASIN**

**AUDIT REMARKS**

As per U.S.O.No.246/R1/TNJFU/Estt./2020 R.C.No.126/R1/TNJFU/Estt./2020,dt:09.03.2020 budget approved for individual Project.

1. Action may be taken to utilize the unspent balance Rs.14,525/- to achieve project objectives without delay and same may be intimated to audit.

**f) PNO6 - DEVELOPMENT OF NEW STRAIN FOR INLAND FISH FARM**

**SUB - BASIN: PAMBAR TO KRISHNAGIRI**

Items of Expenditure	Budget PY.1 (Rs.)	Budget PY.2 (Rs.)	Budget PY.3 (Rs.)	Budget PY.4 (Rs.)	Budget PY.5 (Rs.)	Total PY 1to PY 5(Rs.)	Expenditure incurred							Total	Balance	
							2018-19	2019-20	2020-21	2021-22	2022-23	2023-24	2024-25			
<b>Non-Recurring</b>																
a) Formation earthen ponds for holding different strains of tilapia in breeding centers	780000	1070000	---	---	---	1850000	---	---	780000	--	1050905	19095	---	1850000	0	
b) Pumps,motor,aerato rs	100000	100000	---	---	---	200000	---	---	16098	---	98000	85902	---	200000	0	

Recurring	100000	50000	100000	100000	100000	---	350000	---	8554	129285	2100	4800	105261	100000	350000	0
a) Lab consumables, liquid Nitrogen & lab maintenance																
b) Cost of adult fishes, transportation cost, Feed, growth promoters, brooder maintenance	100000	200000	200000	150000	150000	150000	800000	---	64765	73432	13169	148634	100000	400000	800000	0
c) Travel cost	50000	50000	50000	---	---	---	150000	---	29725	18141	--	25197	31064	45682	149809	191
d) Nets, hapas, oxygen cylinders and accessories	100000	133000	100000	100000	100000	50000	483000	---	56145	54570	--	97589	124696	150000	483000	0
<b>Total</b>	<b>1230000</b>	<b>1603000</b>	<b>450000</b>	<b>350000</b>	<b>200000</b>	<b>3833000</b>	<b>3833000</b>	<b>---</b>	<b>159189</b>	<b>1071526</b>	<b>15269</b>	<b>1425125</b>	<b>466018</b>	<b>695682</b>	<b>3832809</b>	<b>191</b>

**AUDIT REMARKS**

1. As per U.S.O.No.246/R1/TNJFU/Estt./2020 R.C.No.126/R1/TNJFU/Estt./2020,dt:09.03.2020,budget approved for individual Project.
2. As per U.S.O.No.483/TNJFU/C3/TNIAMP Scheme/2024 R.C.No.3308/TNJFU/C3/TNIAMP Scheme/2024,dt:24.06.2024 budget approved for individual Project
3. Action may be taken to utilize the unspent balance Rs.191/- to achieve project objectives without delay and same may be intimated to audit.

**5) TRAINING PROGRAMME CONDUCTED FARMERS AND TRAINING STIPEND Rs.**

**12,39,600/- DEFECTS**

Sl. No	Voucher No & Date	Date of Training conducted	No. of participant	Place	Stipend amount
1	45/11.07.2024	26.06.2024-28.06.2024	30	Thanjvaur	36,000
2	46/11.07.2024	26.06.2024-28.06.2024	82	Dharmapuri	98,400
3	47/19.07.2024	26.06.2024-28.06.2024	64	Tirupur	76,800
4	48/24.07.2024	10.07.2024-12.07.2024	39	Thiruvarur	46,800
5	56/06.08.2024	10.07.2024-12.07.2024	46	Villupuram	55,200
6	96/21.08.2024	25.07.2024-27.07.2024	39	Vellore	46,800
7	126/26.09.2024	07.08.2024-09.08.2024	158	Dindigul	189,600
8	127/26.09.2024	12.08.2024-14.08.2024	70	Theni	84,000
9	128/26.09.2024	28.08.2024-30.08.2024	35	Tiruvannamalai	42,000
10	156/04.11.2024	10.09.2024-12.09.2024	58	Trichy	69,600
11	157/04.11.2024	18.09.2024-20.09.2024	54	Krishnagiri	64,800
12	162/12.11.2024	23.10.2024-25.10.2024	55	Dharmapuri	66,000
13	163/12.11.2024	28.10.2024-30.10.2024	55	Salem	66,000
14	207/31.12.2024	20.11.2024-22.11.2024	44	Tiruvannamalai	52,800
15	230/06.02.2025	16.10.2024-18.10.2024	83	Palani	99,600
16	231/06.02.2025	23.10.2024-25.10.2024	48	Erode	57,600
17	232/06.02.2025	04.12.2024-06.12.2024	22	Erode	26,400
18	252/18.03.2025	29.01.2025-31.01.2025	51	Krishnagiri & Dharmapuri	61,200
	<b>Total</b>		<b>1033</b>		<b>12,39,600</b>

On verification of following vouchers, Training programme, conducted to farmers and stipend amount Rs.300/- given per one day to each farmer. The total expenditure for stipend is Rs.12,39,600/- Assistant Director of fisheries submitted the beneficiaries list and their bank account details.

**6) PURCHASE TO AVOID LIMITED TENDER BIDDING MANY TIMES QUOTATIONS  
HAVE BEEN REQUESTED AND PROCURED BELOW Rs. 99999/- DEFECTS**

Sl.No	Vr.No. & Date	Nature of Articles Purchased	Seller Details	Receipt No& Date	Amount
1.	71/09.08.24	Tarpaulin sheet for Brooder Pond	M/s. Captain Tarpauliins, Bangalore	1496/17.08.24	99,450
	79/09.08.24	Tarpaulin sheet for Seed rearing Pond		1495/17.08.24	95,472
2.	81/14.08.24	FRP Race way tank - 3 Nos	M/s. Karmukil Fibre Technics, Sirkali	008/10.08.24	99,000
	82/14.08.24	FRP D shaped tank - 3 Nos		009/10.08.24	97,500
3.	67/09.08.24	Solar panel for tank water circulation	M/s. GRF Power Battery House, Krishnagiri	1350/14.10.24	99,600
	68/09.08.24	Solar accessories for larval rearing tanks		1351/14.10.24	99,400
4.	72/09.08.24	Tilapia Brooder Feed	M/s. Murugappa Fish Feeds, Krishnagiri	163/27.07.24	97,000
	73/09.08.24	Tilapia Fry Feed		162/27.07.24	95,000
5.	77/09.08.24	Bio Security items for Brooder maintenance	M/s. Sri Venkateswara Traders, Krishnagiri	874/29.07.24	87,500
	80/09.08.24	Hapa installation maintenance and brooder handling items		873/29.07.24	98,950
6.	102/10.09.24	FRP Tanks Rectangular - 4 Nos	M/s. FibrePlast, Tirumangalam	05/22.08.24	99,120
	103/10.09.24	FRP Tanks D Edged - 4 Nos		06/22.08.24	99,120

**Audit Observation:**

To avoid limited tender procedure and Financial approval from the Finance Officer TNJFU articles purchased through quotation in split up basis.

Hence, the above mentioned expenditure may be ratified by the appropriate authority under intimation to audit.

1. Training Programme participants attendance register was not produced to audit.

2. Photograph, Photocopy of Aadhar card, phone number not produced for verification . In the absence of those evidence, the number participants could not be ensured in audit. Hence action may be taken to produce the above said evidences to audit.

7.)Income Tax TDS NOT DEDUCTED-RECOVERY-Rs.2597/-

As per sec.194(c) of Income Tax Act,1961, 2% IT TDS needs to be deducted for any payment made to a firm in respect of a service rendered by the firm. Similarly, 10% IT TDS needs to be deducted for professional services as per Sec.194(j) of Income Tax act,1961. But on verification of the following bills, it was noticed that IT TDS was not deducted. Hence, steps need to be taken to recover the same from the concerned firm and remit it to IT department and intimate the fact to audit.

Sl.No	Vr.No. & Date	Firm	Purpose	Value	2% TDS
1.	202/19.12.2024	M/s. VK Scientific Traders	Analysis for essential and non-essential amino acids in shrimp carcass	10,640	333
	205/31.12.2024			20,840	417
	213/10.01.2025			20,760	415
	217/27.01.2025			24,960	499
2.	254/21.03.2025	M/s. Sun Power Services	Genset Service	23,500	470
	255/21.03.2025			23,150	463
		Total			2,597

8.)TNJFU-TNIAMP -SC.No 18-101-04 Training programme conducted - Training stipend returned  
.Defects Rs.66000/-

On verification of annual accounts for the year 2023-2024, Training programmes were conducted to the farmers and Training stipend (Rs.300/per day) has been given as per the list of Assistant Director of fisheries. While verifying bank statement of the scheme account, some of the farmers account details were incorrect. Hence the amount was returned by bank.

( Details given below)

**Details of return beneficiary in TNIAMP training programme**

Sl. No.	Name of the return beneficiary	District	Date of the training	Cheque No.& Date	Amount	NEFT Return on
1	Mariya Viyani	Thanjavur TCeSA	26.06.2024 to 28.06.2024	470073, 11.07.2024	1200	19.07.2024
2	Renuga	Dharmapuri KBCeSA	26.06.2024 to 28.06.2024	470074, 11.07.2024	1200	20.07.2024
3	Indhirani				1200	
4	Raju				1200	
5	Vasantha Babu				1200	
6	Sandhiya Selvakumar	Dharapuram Tiruppur EBCeSA	26.06.2024 to 28.06.2024	470075, 19.07.2024	1200	25.07.2024
7	Nandhini				1200	
8	Sasikala Thillaimuthu				1200	
9	Selvi Murugan				1200	
10	Anbazhagan palaniyappan				1200	
11	Ashok kumar				1200	
12	Revathi Paranthaman				1200	
13	Rajasekar	1200				

14	K.Senthilkumar	Kallakurichi Trichy CeSA	10.07.2024 to 12.07.2024	470079, 08.08.2024	1200	22.08.2024
15	Subash	Tirupattur KBCeSA	25.07.2024 to 27.07.2024	019809, 21.08.2024	1200	19.09.2024
16	M.Silambarasan	Dindigul Trichy CeSA	07.08.2024 to 09.08.2024	019825, 26.09.2024	1200	22.10.2024
17	K.Dhanalakshmi				1200	
18	R.Chinnapandi				1200	
19	Vijayaadithiya				1200	
20	Saravanakumar				1200	
21	A.Palraj				1200	
22	Kumarasamy Raja				1200	
23	P.Mahalingam	1200				
24	P.Kannan	1200				
25	A.Ravi	1200				
26	S.Ranjithkumar	Theni Theni CeSA	12.08.2024 to 14.08.2024	019826, 26.09.2024	1200	16.10.2024
27	P.Pandiyan				1200	
28	M.Muthu					
29	M.kasimayan				1200	
30	C.Subramani				1200	
31	T.Sekar				1200	
32	K.Kaliappan				1200	
33	P.Karuthapandi				1200	

34	O.Senrayan						1200
35	M.Duraipandi						1200
36	V.Jeyaraj						1200
37	V.Saravanan						1200
38	N.Pandiyan	Trichy, karur Trichy CeSA	10.09.2024 to 12.09.2024	019841, 04.11.2024			1200
39	K.Ponnarasi						1200
40	S.Parimaladevi						1200
41		Krishnagiri KBCeSA	18.09.2024 to 20.09.2024	019842, 04.11.2024			1200
42							1200
43	Archanadevi	Dharmapuri KBCeSA	23.10.2024 to 25.10.2024	019846, 12.11.2024			1200
44	R.Ramesh	Salem TCeSA	28.10.2024 to 30.10.2024	019847, 12.11.2024			1200
45	M.Selvi						1200

46	Lalitha Helan Martin					1200	
47	R.P.Thiyagarajan					1200	
48	P.Perumal					1200	
49	S.Yogendiran					1200	
50	Pavithra Sureshkumar					1200	
51	R.Venkataraman	Tiruvannamalai KBCeSA	20.11.2024 to 22.11.2024	019859, 31.12.2024	1200	09.01.2025	
52	A.Suresh	Dindigul	16.10.2024 to 18.10.2024	019874, 06.02.2025	1200	26.02.2025	
53	Dhanalakshmi	Trichy CeSA			1200		
54	Eswari/Anandhi.S	Dharmapuri	29.01.2025 to 31.01.2025	019884, 18.03.2025	1200	27.03.2025	
55	Saliyappan Nagappan	KBCeSA			1200		
			Total		66000		

Hence action may be taken to collect Beneficiaries correct bank account number and disburse the stipend amount to the beneficiaries.  
the fact may be intimated to audit.

9) DSA - TNLAMP Project - SC.No 18-1010ck - Training stipend amount refunded - Uncashed amount transferred to University Deposit account Defects - Amount Rs.22800/-

On verification of Vr.No.247/17.02.2025 a sum of Rs.22800/- was transferred to University Deposit Account.

The Training stipend amount (Rs.300 per day) was directly deposited in ban account of the beneficiary as per funding agency guidelines. During the audit for the year 2023-2024 the following beneficiary A/C was inactive or dormant which has resulted in return of stipend amount to TNLAMP Scheme account itself.

**Details of return beneficiary in TNLAMP training programme (Deposit A/c)**

Sl. No.	Name of the return beneficiary	District	Date of the training	Cheque No. & Date	Amount	NEFT Return on
1	Y.Muniyasamy	Krishnagiri KBCeSA	22.02.2023 to 24.02.2023	223236, 3103.2023	1200	11.07.2023
2	E.Muthukumar	Parankipettai DIVA	30.08.2023 to 01.09.2023	190739, 31.10.2023	1200	04.11.2023
3	M.Nagaraj	Tiruppur	22.11.2023 to	190748,	1200	05.12.2023
4	P.Kesavan	EBCeSA	24.11.2023	27.11.2023	1200	
5	R.Regina Mary	Amaravathy (Tiruppur) EBCeSA	13.12.2023 to 14.02.2023	190760, 26.12.2023	1200	29.12.2023
6	Mallika	Tenkasi	02.01.2024 to	190767,	1200	07.02.2024
7	Palavesam	Theni CeSA	04.01.2024	31.01.2024	1200	
8	Fathima Beevi				1200	

9	Selvaraj					1200	
10	Velraj					1200	
11	Kanaga Lekshmi					1200	
12	SGowtham					1200	
13	P.Santhakumar					1200	
14	R.Thangaraj					1200	
15	SRajkumar	Erode	19.02.2024 to	413602,	08.03.2024	1200	
16	S.Krishnakumar	EBCeSA	21.02.2024	06.03.2024		1200	
17	K.Ganeshram					1200	
18	K.A.Anwar Ali					1200	
19	Chinnapillai	Arur, Dharmapuri KBCeSA	08.01.2024 to 10.01.2024	413606, 13.03.2024	22.03.2024	1200	
						22800	

Instead of collecting the correct bank account details of the beneficiaries to disburse the stipend amount, the aforesaid amount has been transferred to the University Deposit account. This is in violation of the scheme guidelines. Hence, the above amount be obtained from the university and steps also needs to be taken to obtain the correct bank account details of the concerned beneficiaries and remit it to their respective bank accounts and intimate the fact to audit.

10.)DCeSA - TNIAMP - Purchase of equipments/ chemicals - Cash Bills Produced without GST component and HSN Code -Defects

On verification of following vouchers following defects were noticed

Sl.No	Vr.No.& Date	Nature of Articles Purchased	Seller Details	Amt(Rs.)
1	70/24-25 dt 09.08.2024	Towards the cost of brooder pond maintenance items at KBCeSA	M/s.Om Muruga Electricals & Hardwares, Near Police Station, Bargur, Krishnagiri	96300
2	75/24-25 dt 09.08.2024	Toward the cost Brooder Aapa(HDPE10mx3mx1m.60 at KBCeSA	M/s.Sathyamoorthy Enterprises, 64, VOC street Kattumannarkoil, Cuddalore KBCeSA	98600
3	77/24-25 dt 09.08.2024	Towards the cost of Biosecurity items for brooder maintenance at KBCeSA	M/s. Sri Venkateswara Traders, Dharmapuri Main Road, Arasampatti, KBCeSA	37500
4	78/24-25 dt 09.08.2024	Towards the cost of pipes and pond Maintenance items at KBCeSA	M/s.Om Muruga Electricals & Hardwares Near Police Station, Bargur, Krishnagiri	87500
5	80/24-25 dt 09.08.2024	Towards the cost of Hapa installation maintenance and brooder handling items at KBCeSA	M/s. Sri Venkateswara Traders, Dharmapuri Main Road, Arasampatti KBCeSA	98950
6	149/24-25 dt 22.10.2024	Purchase of plant based feed ingredients	M/s. K.S.S Fish Meal & Dry Fish Pulicat post, Ponneri Taluk, Thiruvallur Dist-601205	99416
7	155/24-25 dt 24.10.2024	Towards supply of fencing nets for feed rearing lappers Bioeasity met 3cm, 5cm TNIAMP	M/s. Sri Venkateswara Traders, Dharmapuri Main road, Arasampatti, Krishnagiri- 635 201	46250

1. While scrutinising the price quotation the lowest bidder(L1), mentioned that the rates quoted in the price quote, supply order is including GST amount but while verifying Cash Bills it was noticed that neither GST rate amount not HSN code had been mentioned in the bill and the bill was also manually written.

Hence, the GST remittance details for the aforesaid bills paid by the firm to be recovered from the concerned firm and remit it to the scheme account and intimate the fact to audit.

11.)DCeSA - TNIAMP - Purchase of Hormone powder feed for tilapia - Cash Bills Produced without GST component and HSN Code - Recovery Rs.4167/-

On verification of Vr.no.22/24.10.2024, the following defects were noticed.

While scrutinising the price quotation received from Murugappa Fish Feeds being the lowest bidder(L1), it was mentioned that the rates quoted in the price quote, supply order is including GST amount but while verifying Cash Bill No.164, dt 13.10.2024 of Murugappa Fish Feeds, it was noticed that neither GST rate amount not HSN code had been mentioned in the bill and the bill was also manually written.

Moreover, on scrutiny of GST number of the firm with GST No.33APQRPR5646Q1ZV, it was found that the GST number of the shop is inactive. Since March 2024.

Considering the above facts, it is clearly evident that the GST amount was also claimed as part of product value which has resulted in loss to TNIAMP funds of Rs.4167/-

Hence, the ineligible GST amount paid to the firm be recovered from the concerned individual and remit it to the respective head of account and intimate the fact to audit.

## 12. PHYSICAL VERIFICATION NOT CONDUCTED FOR THE YEAR 2024-25:

As per General Financial Rule, 2017 under section 192(2), Physical verification of the stocks and stores should be undertaken at least once in a year by higher authorities and got certificate at the end of the 31<sup>st</sup> March every year. But Physical verification of then stocks, and stores were not conducted for the year 2024-25. Action would need to be taken Physical audit for the year 2024-25.

## 13. RECEIPTS AND CHARGES:

The Receipts and Charges in respect for the period under main account for the period under report and furnished below.

Sl. No.	Account Name	Receipts (Rs.)	Charges (Rs.)
1.	Directorate of Sustainable Aquaculture TN IAMP (Sc.No.18-101-04)	188638/-	7669856/-

## 14. OBJECTION PENDING SETTLEMENT

A total number of 13 objections involving a sum of Rs.95564.- were pending settlement at the close of Audit. Hence, early action would need to be taken to settle these objection early.

Sl. No.	Year	Paras	No. of Paras	Total Amount Rs.
1	2020-2021	4(a,b,c,d,e,f)	1	0.00
2	2021-2022	4(a,b,c,d,e,f)	1	0.00
3	2022-2023	4(a,b,c,d,e,f)	1	0.00
4	2023-2024	11	1	0.00
5	2024-2025	4(a,b,c,d,e,f), 5, 6,7,8,9,10,11&12	9	95564
Total			13	95564

  
Deputy Director

  
7/7/25

**Pending Objections for the year 2024-25**

Sl.No.	Para No.	Amount
1	4(a,b,c,d,e,f)	-
2	5	-
3	6	-
4	7	2597
5	8	66000
6	9	-
7	10	22800
8	11	4167
9	12	-
<b>Total</b>	<b>8</b>	<b>95564</b>

*15-11-2024  
Inspector*

**AUDIT CERTIFICATE**

Certified that out of the opening balance for the year 2024-25 which was available as Rs.8116941 and the grants received during the year 2024-25 being Nil, a sum of Rs.65,85,981/- (Sixty five lakhs eighty five thousand nine hundred and eighty one) had been incurred as expenditure during the period 2024-25 relating to the Tamil Nadu Irrigated Agriculture Modernization Project.

The accounts of the above project have been audited in accordance with the terms of Reference for Audit of Financial Statement of TN-IAM project prescribed by the funding agency and as per the Rules and regulations prescribed by Government.

On the basis of the information and explanation that have been obtained as per records and according to the best of our knowledge. It is further certified that the expenditure statement represents a true and fair view of the implementation of the project.

*B. Jivran*  
11/7/25  
Deputy Director,  
*Bup*  
*7/7*

**ANNUAL AUDIT REPORT ON  
THE ACCOUNTS OF TAMIL  
NADU  
IRRIGATED AGRICULTURE  
MODERNIZATION PROJECT  
(TNIAMP)  
FOR THE YEAR**

**2024-25**

O/o. The Deputy Director,  
LFA TANUVAS Audit,  
Vepery, Chennai-07.

Sub: TANUVAS – Audit - ANNUAL AUDIT REPORT ON THE  
ACCOUNTS OF TNIAMP FOR THE YEAR 2024-25 -  
Submitted for approval – Reg.

\*\*\*\*\*

Submitted:

A Draft Audit Report on the Annual Accounts of TNIAMP for the year 2024-25 is submitted along with the Annual Accounts for your kind perusal and approval.

*Prepared*  
*13.10.25*

*th. J. S.*  
*14/10/25*  
Deputy Director

Encl.:

1. Draft Audit report
2. Annual Accounts-2024-25

**LOCAL FUND AUDIT DEPARTMENT**

From  
Tmt.N.Kalpana  
Deputy Director,  
Local Fund Audit,  
TANUVAS Audit,  
MMC Campus, Chennai – 51.

To  
The Professor and Head,  
Institute of Animal Nutrition,  
Katupakkam- 603 203.

**R.C.No.568/A1/2025 dated: 13.10.2025**

Sir,

**Sub:** Annual Audit – Audit Report on the accounts of TNIAMP Sensitizing farmers on nutritional supplemental strategy for the year 2024-25 – issued.

-oOo-

I forward herewith a copy of Annual Audit Report on TNIAMP Sensitizing farmers on nutritional supplemental strategy for the year 2024-25 together with a copy of the Audited Annual Accounts. The replies to the Audit Report may kindly be sent to the Deputy Director of Local Fund Audit, Tamil Nadu Veterinary and Animal Sciences University, Chennai – 51, within two months from the date of receipt of the Audit Report.

*Th. Jilwan*  
14/10/25  
**Deputy Director  
Local Fund Audit,  
TANUVAS, Chennai -51**

**Encl:**

Copy of the Audit Report, Audited Annual Accounts for the year 2024-25 and audit certificate.

**Copy to:**

1. The Project Director, TN-IAM Project, MDPU office, Chepauk, Chennai – 600005. (2 copies of Audit report and Annual account)
2. The Director of Research & Nodal Officer (TN-IAMP), TANUVAS, Chennai.
3. The Special Director, Local fund Audit, Chennai - 35

**ANNUAL AUDIT REPORT ON THE PROJECT FINANCIAL STATEMENT OF  
TAMIL NADU IRRIGATED AGRICULTURE MODERNIZATION PROJECT (TN-  
IAMP) IMPLEMENTED IN TAMIL NADU VETERINARY AND ANIMAL SCIENCES  
UNIVERSITY, CHENNAI FOR THE YEAR 2024-25**

**PART - I**

- 1). Name of the Auditor :Th.V.Pandi, BSc., BL.,  
Inspector
- 2). The office of the Vice-Chancellor, the Registrar, the Finance Officer, and the Co-ordinator was held by the following Officers during the Period under Report.

Sl. No.	Name of the Post	Name of Officers	Period	
			From	To
1.	Nodal Officer of TNIAMP	Dr.K. Vijayarani, Ph.D., Dr.R.Rajendran, Ph.D.,	01.04.2024 to 16.12.2024 16.12.2024 to 31.03.2025	
2.	Principal Investigator	Dr. R. Murugeswari, Ph.D.,	01.04.2024 to 31.03.2025	
3.	Co-Principal Investigators	Dr. C. Valli, Ph.D., Dr. J. Ramesh, Ph.D., Dr. P. Gopu, Ph.D., Dr.S.Gunasekaran, Ph.D., Dr. A. Rubananthini, Ph.D.,	01.04.2024 to 18.10.2024 01.04.2024 to 31.03.2025 20.04.2024 to 31.03.2025 20.04.2024 to 31.03.2025 20.04.2024 to 31.03.2025	

3. The audit was done by the deputy director of local fund audit, residential audit unit, Tamil Nadu Veterinary and Animal Sciences University, Chennai  
- 51.

47

**Brief Note of the Project**  
**"SENSITIZING FARMERS ON "NUTRITIONAL SUPPLEMENTAL STRATEGY"  
DEVELOPED AT TANUVAS TO INCREASE PRODUCTIVITY IN DAIRY  
CATTLE AND MITIGATE METHANE EMISSION**

**Project Implementation progress**

**INTRODUCTION**

***Project Out line***

TANUVAS GRAND supplement developed by TANUVAS ameliorates nutritional deficiencies, in low yielders, and increases microbial proliferation resulting in improved milk production. The acronym for this supplement is GRAND in which G stands for Gruel, R stands for Rooted, A stands for Additive, N stands for Nourishment and D stands for Drops. Experiments on the effect of GRAND supplementation have shown that the *in vitro* apparent digestibility of fodder and microbial biomass increases by three-fold over non-supplementation group. TANUVAS GRAND supplement is beneficial to nitrogen deficient diet and is more effective when diet contains sufficient energy. TANUVAS GRAND supplement is expected to increase milk production by 500 ml to 700 ml /day/cow and potentially could lead to 20% reduction in methane emission per animal. To demonstrate this impact in the small holder dairy production system, TNIAMP project envisages to pilot and validate the benefits of feeding TANUVAS GRAND to 21300 lactating cows in the Phase-I, II and III project villages. The piloting will be continued to 2200 lactating cattle in phase IV. This project implementation are undertaken in tandem with the activities of Animal Husbandry activities through the Dairy Interest Groups (DIGs).

***Project development objective:***

1. Demonstrating the impacts of critical nutrient supplementation to dairy cattle to increase milk production and mitigate methane production.
2. Establishment of mineralized salt lick production units using TANUVAS technology for Dairy Interest Groups.
3. Popularizing the technology for adoption.

**Budget:**

Rs. 4crores have been allotted for six years and released completely in 2023-24 for implementation of the activities.

Initial budget of Rs.2 crore was released to cover 23500 animals in four phases 47 sub basins. The result on increase in milk yield was recorded 700ml/day/animal. Hence, the additional budget was allotted Rs.2 crore to cover additional animals of 43600 in 43 sub basins and the infrastructure for methane analysis in live animals.

### **Project activities during the year 2024-25.**

TANUVAS TN-IAM project activities aimed to popularize the nutrient supplemental strategy developed by TANUVAS among the farmers of TN-IAM project area of various sub basins to increase the milk yield and to reduce methane production. In the year 2024-25, it has been implemented in 24 sub basins as additional allotment. The activities are executed from Institute of animal nutrition, Kattupakkam as nodal office which is situated in lower palar region.

### **TNIAM Project for Additional allotment of Rs. 2 crore**

#### **Objective:**

- To enhance milk production and mitigate methane production in dairy cattle by supplementing TANUVAS GRAND.

#### **BROAD ACTIVITIES PROPOSED:**

The following activities are proposed

- I. Selection of Lactating cattle, Pre-supplementation data collection and interpretation
- II. Production and distribution of supplement at free of cost
- III. Post supplementation data collection and documentation
- IV. To create the infrastructure facility for estimation of methane gas production in live animals at Institute of Animal Nutrition located in lower palar sub basin.
- V. Report preparation

#### **Outcome Indicators**

- Enteric methane estimation in live animals could be effectively studied and thereby reduce the methane production under this project.
- Increase in approximately 500 ml of milk in 50% of TANUVAS GRAND supplemented cows, will result in increase in milk production to the tune of 10900 litres/ day (21,800 x 0.5 litre).

- Supplementing TANUVAS GRAND for three months (90 days) will lead to increase of 9,81,000 litres which is equivalent to Rs.2,64,87,000 at the present procurement cost of Rs 27/litre.
- Increases farmers profitability by Rs.13.50/day which will benefit the farming community to improve their livelihood.

### **Progress report for Additional allotment 2024-25**

#### ***I. Selection of Lactating cattle, Pre-supplementation data collection and Interpretation***

##### ***Implementation:***

The selection of lactating cattle was targeted at 24 sub basins as additional allotment. Dairy interest groups for each sub basin were created by Animal Husbandry Department, Government of Tamil Nadu. The same was used for implementing this project also. The beneficiaries in the respective sub basins from the dairy interest groups were selected.

A questionnaire was developed and circulated to the farmers owning the selected animals to obtain pre supplementation data. Data collection was done by nodal officers / co coordinators (TANUVAS scientists) in coordination with concerned Veterinary Assistant Surgeon of the respective sub basin.

The selection of lactating cattle was targeted for 24 sub basins for the year 2024-25 and achieved at 16 sub basins and another 2 sub basins of 2023-24 was also covered. Totally 18 sub basins were covered. Dairy interest groups for each sub basin were created by Animal Husbandry Department, Government of Tamil Nadu. The same was used for implementing this project also. The beneficiaries in the respective sub basins from the dairy interest groups were selected following the below mentioned guidelines.

- From each dairy interest group, 200 animals were selected
- The animals selected were from small holder dairy farmers owning less than four dairy cattle.
- The animals were all lactating cows fed on low quality crop residues.

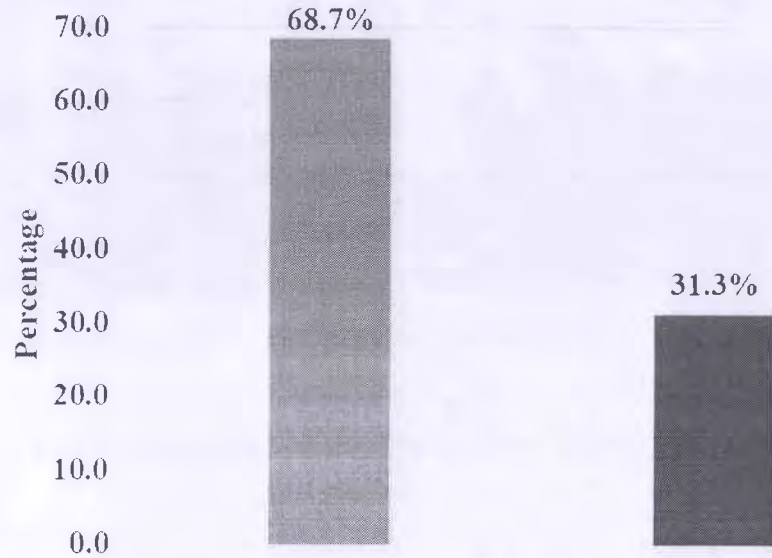
All the animals selected were cows in early lactation. The details of sub basins, number of dairy interest groups for each sub basin and number of animals selected is provided in the following table.

Details of sub basins, number of dairy interest groups for each sub basin and number of animals selected in each sub basin

Sr. No	Name of Sub basins	No. of dairy interest groups	No. of cattle	
			Physical	Achievement
1	Lower Palar	2	1000	1000
2	Lower Bhavani	1	500	500
3	Lower Thamirabharani	1	500	500
4	Sirumalaiyar	1	500	500
5	Varahanadhi	1	500	500
6	Lower Pennaiyar	1	400	400
7	Lower Coleroon	6	2400	2400
8	Pambar	2	800	800
9	Agaramar	1	400	400
10	Nandhiyar	2	800	800
11	Vaniyar	2	800	800
12	Aliyar	1	400	400
13	Nandhiyar - kulaiyar	2	800	800
14	Ayyar	2	800	800
15	MetturtoNoyyal Confluence	5	2000	400
16	Pungar	1	400	400
17	Uppar	3	1200	1200
18	Pachaiyar	1	400	0
19	Chithar	2	800	0
20	Thirumanimuthar	4	1600	0
21	Karaiyottanar	2	800	400
22	Cheyar	5	2000	2000
23	Nambiyar	1	350	0
24	Paravanar	1	350	350
25	Chinnar	1	350	350
26	Gummidipoondi	1	350	0
27	Musukundanadhi	1	350	0
28	Manimukthanadhi	1	350	0
29	Maruthaiyar	1	300	0
30	Vegavathi	2	1200	1200
31	Manjalar	1	500	500
32	Suruliyar	1	500	500
<b>Total</b>		<b>59</b>	<b>24400</b>	<b>17900*</b>

\*Target was not completed due to Principal Investigator was transferred from IAN, Kattupakkam to Department of Animal Nutrition, VCRI, Salem on promotion.

The details of beneficiaries for the distribution of TANUVAS GRAND is presented as follows




**Gender Distribution of farmers**

#### **Outcomes**

- ✓ 17900 lactating cattle were selected for supplying TANUVAS GRAND feed supplement.
- ✓ Gender distribution of the farmers. Out of the total farmers selected 68.7% were male farmers and 31.3% were female farmers.

#### **Photos on Selection of animals and news clippings in 18 sub basins of Additional allotment**





## II. Production and distribution of supplement at free of cost

### *Implementation:*

Raw materials for the production of TANUVAS GRAND was procured. Packaging material for packing the finished product was also procured. 39300 bottles of TANUVAS GRAND were produced and are ready to transport to the selected villages of the 16 sub basins as additional allotment.

TANUVAS GRAND feed supplement were produced and it has been distributed as follows

Sr.No	Name of Sub basins	No. of dairy interest groups	No. of cattle selected		No. of GRAND bottles distributed (600ml@bottle)
			Physical	Achievement	
1	Lower Palar	2	1000	1000	3000
2	Lower Bhavani	1	500	500	1500
3	Lower Thamirabharani	1	500	500	1500
4	Sirumalaiyar	1	500	500	1500
5	Varahanadhi	1	500	500	1500
6	Lower Pennaiyar	1	400	400	1200
7	Lower Coleroon	6	2400	2400	7200
8	Pambar	2	800	800	2400
9	Agaramar	1	400	400	1200
10	Nandhiyar	2	800	800	2400
11	Vaniyar	2	800	800	2400
12	Aliyar	1	400	400	1200
13	Nandhiyar - kulaiyar	2	800	800	2400
14	Ayyar	2	800	800	2400

Sr.No	Name of Sub	No. of	No. of cattle selected		No. of GRAND
15	Mettur to Noyyal Confluence	5	2000	400	1200
16	Pungar	1	400	400	1200
17	Uppar	3	1200	1200	36
18	Pachaiyar	1	400	0	0
19	Chithar	2	800	0	0
20	Thirumanimuthar	4	1600	0	0
21	Karaipottanar	2	800	400	1200
22	Cheyar	5	2000	2000	6000
23	Nambiyar	1	350	0	0
24	Paravanar	1	350	350	1050
25	Chinnar	1	350	350	1050
26	Gummidipoondi	1	350	0	0
27	Musukundanadhi	1	350	0	0
28	Manimukthanadhi	1	350	0	0
29	Maruthaiyar	1	300	0	0
30	Vegavathi	2	1200	1200	3600
31	Manjalar	1	500	500	1500
32	Suruliyar	1	500	500	1500
	<b>Total</b>	<b>59</b>	<b>24400</b>	<b>17900</b>	<b>53700</b>

Photos on distribution of TANUVAS GRAND and news clippings in 18 sub basins of Additional allotment





**III. Post supplementation data collection and documentation.**

**Implementation:**

Post supplementation data was collected and interpreted on TANUVAS GRAND supplementation

**Outcomes:**

The post supplementation data were collected and interpreted the results in 18 sub basins of Additional allotment of which are as follows.

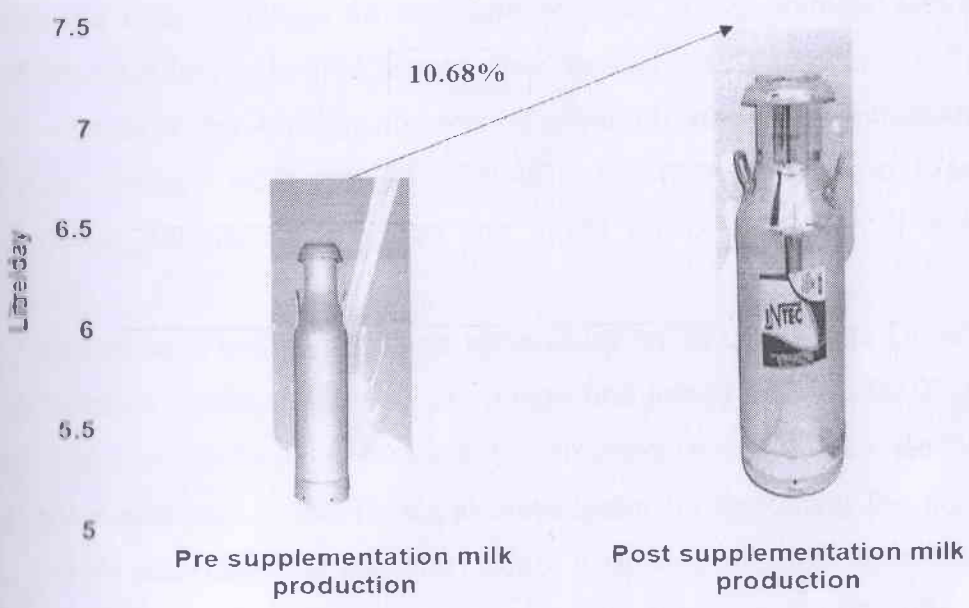
**Effect of TANUVAS GRAND feed supplement on milk production and income to the farmer**

(Cost of TANUVAS GRAND supplement Rs. 100/bottle/month, Rs. 3.33/day/animal)

Parameter	Number of Animals covered	Animals Responded to TANUVAS GRAND (%)	Pre supplementat ion milk yield (lit/day)	Post supplementati on milk yield (lit/day)	Additional milk yield (ml/day)	Additional income (Rs/day)
Total / Mean total	14500	75.23 ± 2.98	6.71 ± 0.22	7.41 ± 0.11	700.21 ± 27.34	21.01 ± 0.31*

\*Cost was calculated after deduction of TANUVAS GRAND cost (Milk Selling rate - Rs.30/litre of milk)

Impact of TANUVAS GRAND supplementation on Milk Production is presented in following figure.



### Newspaper Clippings

#### More T.N. farmers opt for TANUVAS Grand supplement for cows

##### Empowering Farmers Through Climate Resilient Activities

**Livestock Activities:**  
 In livestock, TANUVAS GRAND nutrient supplement improved digestion and milk yield by 11.89%, increasing income by ₹ 25.90 crore for 19,511 dairy farmers. TANUVAS GRAND supplement has reduced the enteric methane emission in dairy cattle

by 18.87% and thereby preventing 9,71,705.5 MT of carbon footprint in the atmosphere. The project enabled 9,50 lakh (950 lakh) vaccinations, formation of 124 dairy groups, cultivation of fodder on 6.15 lakh acres and the birth of 2.14 lakh high-quality male calves, boosting milk yield from 5 to 6.5 litres/day.

The supplement, which reduces methane emissions by 25-30 litres per day per cow by helping micro organisms grow in the cow's first stomach, was developed by V. Balakrishnan, retired professor and head, TANUVAS, and R. Murugeswari, associate professor, TANUVAS.

"It has only been three years since V. Vadivelu of Alagapuram near Alagarkoil became a dairy farmer, and his efforts have focused solely on increasing milk yield. "I have 23 cows. I used to give them a tonic from the market that cost me ₹4,000 a year, but it was useless. It's been a year since I started using the TANUVAS Grand supplement, and the results have been good. We now get an additional 500 ml of milk per cow per day," said the first-time integrated farmer."

Vijayabharathi, who is the secretary of a cooperative milk society in Thanjavur, said all their members have taken the supplement and benefitted from it. She said as their village was in the interior parts, accessing the health booster was difficult. "It would be nice if it is made available at nearby shops," she said.

#### Reduces methane emissions

The supplement, which reduces methane emissions by 25-30 litres per day per cow by helping micro organisms grow in the cow's first stomach, was developed by V. Balakrishnan, retired professor and head, TANUVAS, and R. Murugeswari, associate professor, TANUVAS. It was patented in 2022.

According to Prof. Murugeswari, they had only been distributing the supplement among a small number of farmers during and after the trial. "The supplement helps improve digestion by just adding 10 ml per feed and costs only ₹100 per 600 ml bottle. Since around 65% of farmers in the State are small and marginal farmers, they cannot afford any other supplements and end up just giving whatever fodder is available."

### Establishment of infrastructure for methane analysis in live animals:

The additional fund of Rs.140 lakhs have been received during February 2023. In this Rs.69.20 lakhs were sanctioned for establishment of infrastructure for methane analysis in live animals. As per World Bank review during April 2023, the GRIFFIN FEED machine was recommended for methane analysis in live animals. This machine is manufactured by the US based company, and the cost was enquired and it was around Rs.1.5 crore, hence the additional budget was requested from the funding agency on 21.12.2023. The fund was not sanctioned, and the World Bank technical review was conducted during April, 2024 and the additional fund was requested. During the review, the World Bank instructed to

6

establish the SF6 technique for methane analysis in live animals with available fund of Rs.69.20lakhs. In this regard, the request was submitted to the World Bank to construct the building for animal research station for establishing SF6 techniques through ACS and PD, TNIAMP on 12.06.2024. The World Bank accorded the permission to utilize the funds for construction of building on 10.07.2024.

Since, the Principal Investigator was transferred on 30.06.2024 to Department of Animal Nutrition, VCRI, Salem on promotion and joined duty on 03.07.2024, the initiation of construction of building for housing animals was delayed. The necessary permission to the Principal Investigator for executing the project from VCRI, Salem was obtained on 06.01.2025. Following this, Principal Investigator formally requested the Professor and Head, IAN, on 01.02.2025, seeking necessary support and university sanction for the following

- To follow the World Bank norms as per PAD for National Request for Quotation (RFQ) up to the budget of 1,00,000 USD which is equivalent to the Indian Rupee value.
- To approve the procurement plan format to upload in the STEP to obtain 'NOC' from World Bank before starting the tendering process.
- To follow the standard model e procurement RFQ documents for works with one envelope as per World Bank norms.
- To allow any bidder to participate in e tender as per World Bank Norms (Not only registered bidders in TANUVAS but also registered in Government of India and Tamil Nadu (Para No.2 in RFQ document).
- To permit the Estate Office to follow the World Bank norms on procurement procedure for construction of animal house for tendering process.
- The Professor and Head, IAN Kattupakkam for execution of the construction of animal house under the aforesaid project.

The University Sanction Order (USO) for initiating the construction was issued on 04.03.2025.

**PART-II****1. Scope of Audit:**

The audit of the financial statements of Tamil Nadu Irrigated agriculture modernization Project (TNIAMP) by World Bank (under Credit No.42255-In and Loan No-4846-IN) Government of Tamil Nadu and Government of India for the Year-2024-2025 was conducted by audit in accordance with the regulation and standards of audit of local fund audit of Tamil Nadu. Those standards require that was plan and perform the audit to obtain reasonable assurance about whether the Financial Statements are free of material mis-statements. The audit includes examining, on a test basis, evidence supporting the amounts internal checks and controls and disclosures in the Financial Statement. The audit also includes assessing accounting principles used and significant estimates made by management, as well as evaluating the overall financial statements presentation.

**2. RECEIPT AND CHARGES:**

Separate cash book and accounts are maintained for the implementation of TN-IAM Project from the year 2018-19. The receipts and charges for the year 2024-25 both under regular and special programmes are as follows.

Particulars	Opening Balance (Rs.)	Transfer of funds (Rs.)	Receipts (Bank Int. /SDR Int.) (Rs.)	Total Amount (Rs.)	Expenditure Charges (Rs.)	Interest amount sent to funding agency (Remitted in to government account)	Closing Balance (Rs.)
Institute of Animal Nutrition, Katupakkam S.I. No 23254	1,32,48,728/-	-	3,61,707/-	1,36,10,435/-	29,22,593/-	3,76,998/-	1,03,10,844/-

**3. GENERAL REVIEW:**

In our review, the financial statements, read with the observations annexed give a true and fair view of the sources and application of funds of Tamil Nadu irrigated agriculture modernization project in 2024-25 in accordance with consistent accounting standards.

#### **4) CERTIFICATE OF AGREEMENT OF BALANCES**

The bank account is maintained at Union Bank of India, Guduvancherry with the account No. of 622202010006221. The closing balance as per the cashbook as on 31.03.2025 was in agreement with the opening balance as per the abstract of annual accounts as on 31.03.2025 and also with the closing balance of the Bank pass book as on 31.03.2025 subject to the reconciliation as shown against each.

#### **(a).TNIAM PROJECT ON "SENSITIZING FARMERS ON NUTRITIONAL SUPPLEMENTAL STRATEGY"- (S.C. NO.23254)**

	Rs.
Closing Balance as per cash book as on 31/03/2025	1,03,10,844.00
ADD:- (uncashed cheques)	1,35,185.00
<b>Total</b>	<b>1,04,46,029.00</b>
LESS: SMS reversal charges on 18.01.2025	0.30
Closing Balance as per Bank Pass book as on 31/03/2025	1,04,46,029.30

#### **b) TN-IAMP - GRANTS RECEIVED DURING THE YEAR**

(a). The following are the particulars of grants received for the TNIAMP during the year 2024-25:

GRANTS for the year 2024-25 was not received. The available balance of Rs. 1,28,71,730 was utilized for the year 2024-25.

#### **6). UTILIZATION OF GRANT RECEIVED:**

The utilization of Grant received by the University for Regular as follows:

Sl.No.	Grants Utilized	Amount Rs.
1.	TN-IAMP implementation	29,22,593.00
	<b>Total</b>	<b>29,22,593.00</b>

**7). TNIAMP Account Bank Interest not refunded to Funding Agency – Defects Rs.3,61,707/-:**

On the verification of TNIAMP project on sensitizing farmers on nutritional supplemental strategy scheme bank interest received for the years 2024-25 amount of Rs.3,45,592/- and SDR interest of Rs.16,115/- was taken as receipt. As per rules bank interest may be refunded to funding agency as early as possible. The result of action may be intimated to audit.

**ii) Transfer of funds - Funds transferred in advance nature of Rs.2,00,000/- adjustment details or utilization certificates may be furnished - Regarding**

Sl. No.	Voucher No. / Date	Amount transferred	Transferred to which account
1.	12 / 29.04.2025	2,00,000/-	RREC, Pudukkottai

The funds are transferred in advance nature; hence adjustment details for the same of utilization certificates may be furnished to audit.

9) Travelling allowances given to Casual Labour R.Aravindraj - for the purpose of data collection - Inadmissible expenditure - Needs to be recovered and returned to the funding agency – Recovery Rs.2,808/-

As per the proceedings of the Registrar, TANUVAS, Chennai U.S.O.No.50286/G2/2018, Proc. No. 8692/G2/2018 dated. 27.08.2018, Two data collection personnel having bachelors degree in any discipline, through walk in interview for the project duration and pay them a salary of Rs.15,000/- per month per person as per the approved project norms.

By the above order, two persons namely (1) B.Sathish and (2) K.Aruldass appointed as Data collection personnel.

The above two persons only having the knowledge of data collection and also to receive the expenditure incurred for the travelling purpose.

But, in the Vr.No.62/ 18.09.2024, R.Aravindraj, Casual Labour, Institute of Animal Nutrition, Kattupakkam received an amount of Rs.2,808/- as Travelling Expenses for the data collection purposes.

He has no knowledge in data collections and the travelling expenses made towards data collection be recovered from the individual and the same may be returned to the funding agency. The evidence for returning the fund should be furnished to the audit.

10) TNIAMP - The fund allotted for sensitizing farmers on Nutritional Supplemental Strategy is transferred to opening of SDR against the World Bank norms and ACS & PD directions - Regarding.

A sum of Rs. 69, 20, 000/- was specifically allotted for automated methane emission monitoring system for live animals with accessories for installation. This fund was further recommended for construction of animal house by World Bank on 16.07.2024. As per World Bank recommendation, the construction of animal house was not carried out. This fund was available in savings bank account. This amount was deposited in short term deposit on 11.12.2024. As per the World Bank norms, fund provided for the project should be utilised not to make any deposits. It was observed that this deposit of fund is against rule, and this fund was not utilised from February, 2023. Hence, the purpose of project was kept idle. In this regard, suitable reply with documents should be provided to the audit.

**11) Non - Utilization of funds - Out of additional funds received Rs.2-00 Crores, an amount of Rs.99.47 lakhs was not utilized as date, the purpose of the scheme / project was also kept idle-details with proper documents may be furnished - Regarding.**

The following tabulation shows that the Non- Utilization of funds - Out of additional funds received Rs.2,00 crores, an amount of Rs.99.47 lakhs was not utilized as on date, of TNIAM Scheme / Project funds.

Sl.No	Details	OVER ALL BUDGET SUBMITTED (In lakhs)	Budget Sanction 2022-2023	Budget Sanction 2023-2024	Exp. Upto 2023 - 2024	Exp. 2024-2025	Total	Balance
			Go.No. 136	Go.No. 110				
1.	Selection of Lactating cattle, Pre supplementation data collection and interpretation	4360000	2360000	2000000	1736659	610483	2347142	2012858
2.	Production and distribution of supplement at free of cost	8720000	4720000	4000000	5788042	1917680	7705722	1014278
3.	Automated methane emission monitoring system for live animals with accessories for installation	6920000	6920000	0	0	0	0	6920000
		20000000	14000000	6000000	7524701	2528163	10052864	9947136

<b>Additional funds allotted / received</b>	<b>Rs.200,00,000</b>
<b>Expenditure upto 2024-25</b>	<b>Rs.100,52,864</b>
<b>Non - Utilization of funds as on date</b>	<b>Rs.99,47,136</b>

Out of additional funds received Rs.2.00 crores, an amount of Rs.99.47 lakhs were not utilized as on date, the purpose of the scheme / project was also kept idle, Hence, suitable reply with proper documents may be furnished for this occurrence to audit.

**12) RESULT OF AUDIT:**

The result of Audit is considered as fairly satisfactory.

**13) OBJECTION PENDING SETTLEMENT:**

A total number of 5 objections involving a sum of Rs.5,64,515/- were pending settlement at the close of audit as below mentioned. Necessary action may be taken to settle this objections early.

SL.NO	YEAR OF AUDIT	DETAILS OF PARAS	TOTAL NUMBER OF PARAS	AMOUNT INVOLVED IN RUPEES
1	2024-2025	7,8,9,10,11	5	5,64,515/-

*H. Jivran*  
14/10/25  
Deputy Director  
Local Fund Audit,  
TANUVAS, Chennai

*Praveen*  
13.10.25

## PENDING OBJECTIONS FOR THE YEAR 2024-2025

SL NO	PARAS	AMOUNT
1	7	3,61,707/-
2	8	2,00,000/-
3	9	2,808/-
4	10	-
5	11	-
TOTAL		5,64,515/-

*[Signature]*  
13/10/25  
Inspector

**AUDIT CERTIFICATE**

Certified that, balance from Grants-in-aid of Rs.1,28,71,730/- (Rupees One crore twenty eight lakhs Seventy one thousands seven hundred and thirty only) that was available during the year 2024-25, a sum of Rs.29,22,593/- (Rupees Twenty nine lakhs twenty two thousand five hundred and ninety three only) has been incurred as expenditure during the period 2024-25 relating to the Tamil Nadu Irrigated Agriculture Modernization Project.

The accounts of the above project have been audited in accordance with the terms of Reference for Audit of Financial Statements of TN-IAM project prescribed by the funding agency and as per the Rules and regulations prescribed by Government.

On the basis of the information and explanation that have been obtained as per records and according to the best of our knowledge. It is further certified that the expenditure statement represents a true and fair view of the implementation of the project.

*Thi Jai*  
14/10/25  
**Deputy Director,  
Local Fund Audit,  
TANUVAS, Chennai**

*Deputy*  
13/10/25

TAMIL NADU VETERINARY AND ANIMAL SCIENCES UNIVERSITY				
TN-IAM Project ANNUAL ACCOUNTS FOR THE YEAR 2024-2025				
TNIAMP Project on Sensitizing Farmers on Nutritional Supplement Strategy, IAN, Kattupakkam				Format No. I
Name of the Station: INSTITUTE OF ANIMAL NUTRITION, Kattupakkam				S.C.NO.23254
S.No.	Receipt	Amount	Expenditure	Amount
1	Opening Balance	1,32,48,728.00	Total as per Format XVII)	29,22,593.00
2	Grant Received	0.00	Interest amount (2023-2024) sent to funding agency (Remitted in to government account)	3,76,998.00
3	Receipts (Bank Interest & SDR Interest)	3,61,707.00	Deposits Charges (Format XIX)	0.00
4	Transfer of funds	0.00	Unspent Return to Finance Officer/Funding Agency	0.00
5.	Deposit Receipts	69,20,000.00	Deposit Charges	69,20,000.00
			<b>Total Charges</b>	<b>1,02,19,591.00</b>
			Cash on hand	0.00
			Cash at Bank	1,03,10,844.00
	<b>Grand Total</b>	<b>2,05,30,435.00</b>	<b>Grand Total</b>	<b>2,05,30,435.00</b>

*[Handwritten Signature]*  
10/10/25

Professor and Head,  
Institute of Animal Nutrition,  
Kattupakkam - 603 203.

*[Handwritten Signature]*  
14/10/25  
Deputy Director  
Local Fund Audit,  
TANUVAS, Chennai

*[Handwritten Signature]*  
10.10.2025

*[Handwritten Signature]*  
10.25